



## FC723

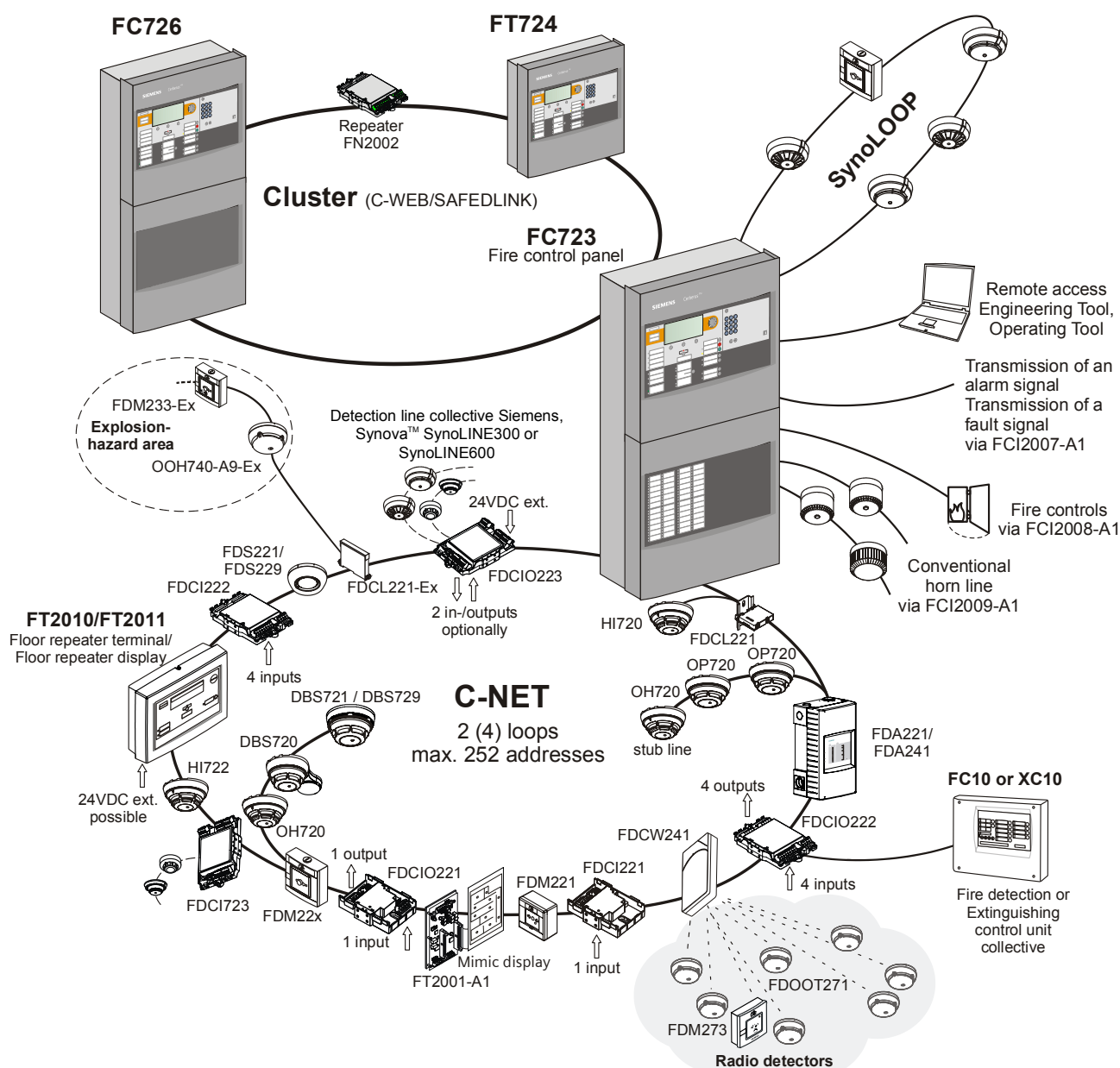
Cerberus™ PRO

## Fire control panel



FS720 series (IP5)

- **Modular, prefabricated, microprocessor-controlled fire control panel with integrated user-friendly operating unit for up to max. 756 addresses**
- **Processes signals from various detector systems like:**
  - FD720 devices of the Cerberus PRO series and SynoLOOP devices
- **Fire control panel can be used as stand-alone version or can be networked**
- **Up to 64 stations (fire control panels and fire terminals) can be connected in one network**
- **Integrated degraded mode function**
- **Redundant network node, degraded mode operation according to EN 54**
- **Fast Ethernet interface for a heterogeneous network**
- **Option of printer, key switches, LED displays**
- **Slots for RS232, RS485 serial ports**
- **Card cage for 2 extra cards**
  - Line card C-NET (For migration)
  - SynoLOOP line card
- **Emergency power supply for emergency operating time of up to 72 hours**
- **Detection and automatic reading in (auto configuration) of all Cerberus PRO devices, ready for operation immediately**
- **Floor repeater devices, alarm devices and mimic displays in detector loop (C-NET)**
- **Flexible programming of complex applications and controls**

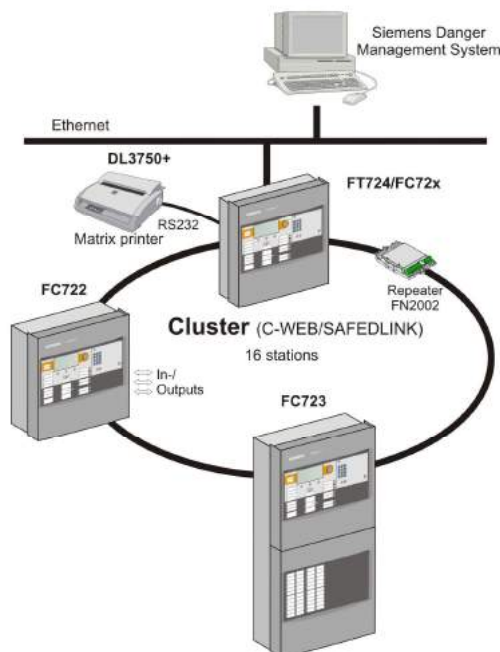


### Possible extensions for card cage

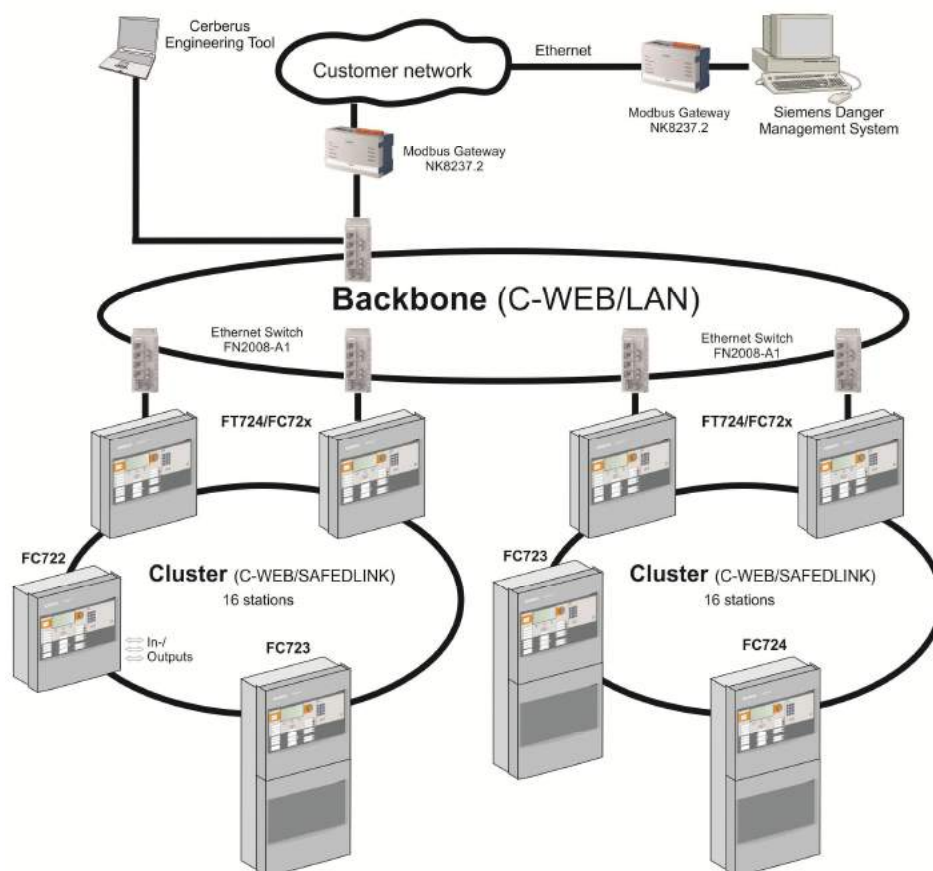
<p><b>FCL2001-A1 (C-NET)</b></p> <ul style="list-style-type: none"> <li>• 4 integrated loops with max. 252 addresses per line card</li> </ul>	<p><b>FCI2008-A1 (programmed)</b></p> <ul style="list-style-type: none"> <li>• 12 freely programmable inputs/outputs per I/O card</li> </ul>
<p><b>FCL7201-Z3 (SynoLOOP)</b></p> <ul style="list-style-type: none"> <li>• 4 loops, per loop 128 addresses</li> </ul>	<p><b>FCI2009-A1 (horn/monitored)</b></p> <ul style="list-style-type: none"> <li>• 8 monitored horn lines or monitored outputs</li> </ul>
<p><b>FCI2007-A1 (RT)</b></p> <ul style="list-style-type: none"> <li>• Alarm, fault, local alarm</li> </ul>	

Mixed usage possible, but with a max. of 2 cards per control panel.

Up to 32 fire control panels and fire control terminals can be connected in a single cluster (C-WEB/SAFEDLINK) or up to 16 stations when the cluster is connected to a danger management system.



Using a fiber-optic Backbone (C-WEB/LAN) up to 14 of the above mentioned clusters (with up to 16 stations each) can be networked. The entire network may contain up to 64 stations.



→ For details about system networking, please refer to product data sheet A6V10227649.

## Characteristics

---

- The FC723 is a modular fire control panel with integrated operating unit which processes signals from Cerberus PRO FD720 devices.
- An integrated card cage with 2 slots allows
  - C-NET line cards FCL2001-A1 to be used (for extra lines)
  - SynoLOOP line cards, FCL 7201-Z3
  - I/O card FCI2008-A1 (with 12 programmable inputs/outputs)
- Mixed use of all line and I/O cards possible.
- In the event of a defect, the extra line cards can be replaced without the control panel having to be powered down.
- The fire control panel may be used as a stand-alone unit or networked.
- The control panel can be programmed into a system with high levels of flexibility using a user-friendly configuration tool (software).
- Adaptation of customer texts on the terminal itself or using the configuration tool.
- Up to 2000 events can be called up for each station according to various criteria.
- Automatic summer/winter time changeover.
- Integration to Siemens Danger Management System

## Functional elements

---

### Operating unit

The following are located on the operating unit:

- CPU module and electronic components for operating unit
- Ethernet connection
- Plug-ins for RS232, RS485 modules and networking modules (SAFEDLINK)
- Space for 'Kaba' or 'Nordic' key switch
- Space for event printer

### Periphery board

The following are located on the peripheral board:

- Connection terminals for C-NET loops (2 loops with max. 252 devices), remote transmission (alarm, fault), horn outputs, programmable control inputs/outputs, monitored alarm and fault output, degrade supply, power supply
- 1 plug-ins for loop extension (C-NET)

### Card cage (2 slots)

There is a card cage on the rear housing panel for use of max. 2 cards of

- C-NET,
- SynoLOOP line card and/or I/O cards.

### Power supply unit 150 W, emergency power supply

The power supply supplies the hardware and charges the batteries

- The batteries supply the emergency power in case of power failure

### Housing

A pivoting mounting panel can be installed on the housing backplane to allow installation of:

- 1 fire brigade periphery module
- 1 sounder modules (can also be mounted onto the U-rail TS35)

### Configuration

The FXS7212 Cerberus engineering tool permits the system to be adapted to specific customers' requirements.

## Application ranges

The FC723 is designed for the migration of an existing installation with max. 512 SynoLOOP devices.

The FC723 is ideally suited for medium-sized applications, e.g. hotels, high schools, office complexes, etc. or when networked as part of larger applications.











The FC723 can be used by the flexible cross-linking possibilities however also for extensive systems.

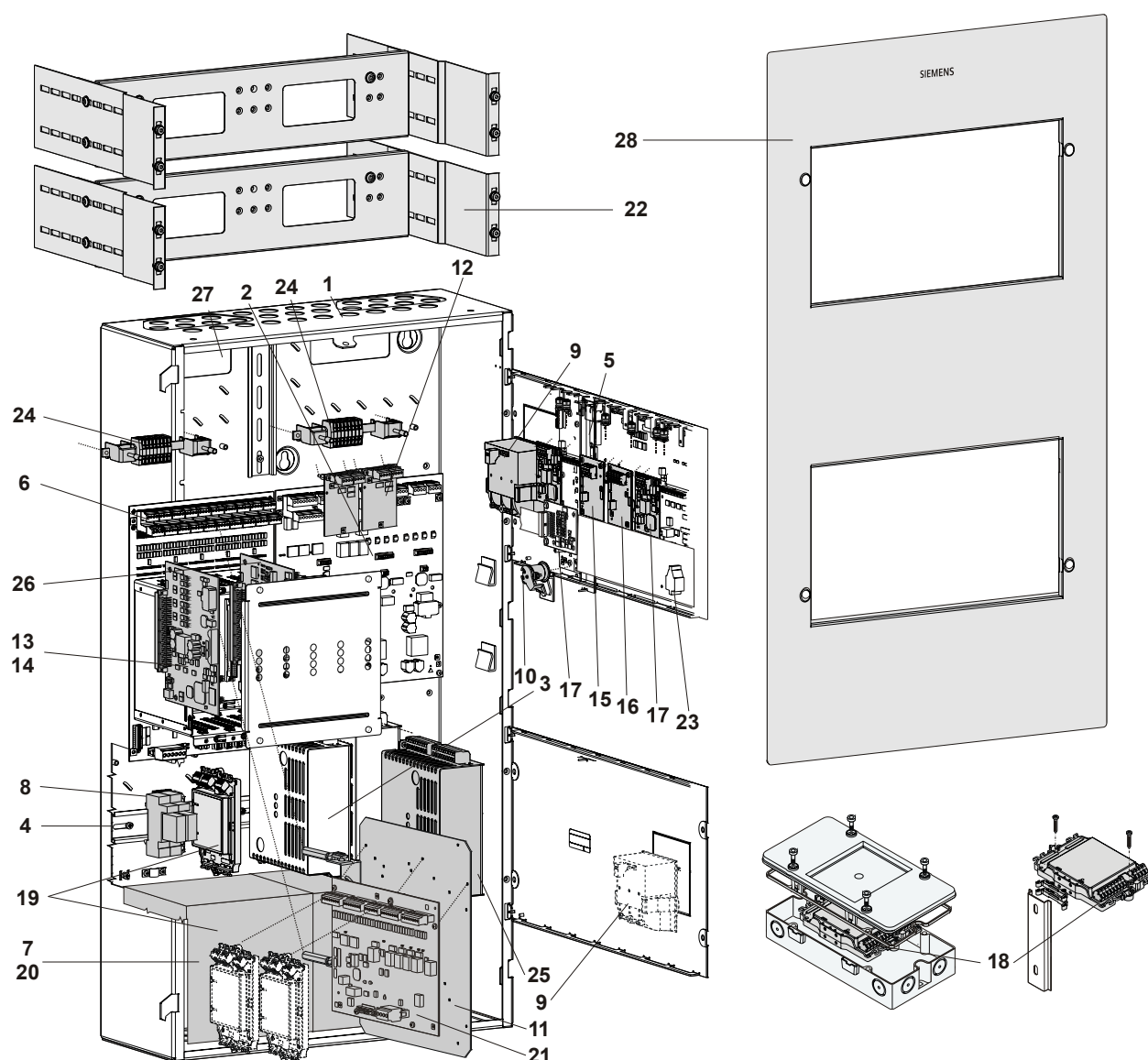
## Operation

Each control panel has an integrated operating panel. Additionally the control unit can be operation for another separate FT724 operator terminal.

→ For details and further information, please refer to product data sheet A6V10207898.

## Overview of FC723 fire control panel

Control panel		Housing extensions		
FC723 ZA		FH7205-Z3	FH7203-Z3	
Housing (Large)		Housing (Large) 430 x 796 x 260 mm	Housing Comfort 430 x 796 x 160 mm	
				
2 loops with power supply (150 W)  Max. battery capacity 45 Ah with card cage (2 slots) for extra line cards C-NET, SynoLOOP and I/O cards		Space for larger batteries 4 x FA2006-A1 (26 Ah) or 4 x FA2007-A1 (45 Ah) or 2 x FA2008-A1 (65 Ah) or 2 x FA2009-A1 (100 Ah)	e.g. for additional batteries, operating add-on or Event printer Space for batteries 2 x FA2003-A1 (7 Ah) or 2 x FA2004-A1 (12 Ah) or 2 x FA2005-A1 (17 Ah) or 2 x FA2006-A1 (26 Ah)	
Printer		External printer		
FTO2001-A1	DL3750+	Operating add-ons		
Event printer can be fitted	Matrix printer (external) RS232 interface	FCM7205-Y3	FCM7213-Y3	FCM7214-Y3
		24 display groups with one red + yellow LED	48 display groups with one red/green + yellow LED	96 display groups with one red/green + yellow LED
				
RS232 module must be ordered separately	RS232 module must be ordered separately	for retrofitting	for retrofitting	for retrofitting



Basic equipment		Designation	Notes
1	Rear (Comfort)	FHA2005-A1	Items 1-6 → basic equipment
2	Periphery board (2 loops)	FCI2002-A1	
3	Power supply (SV 24V-150 W)	V24230-Z6-A5	
4	Mains terminals on TS35 DIN rail	–	
5	Operating unit	FCM72xx-xx	
6	Card cage (2 slots)	FCA2007-A1	
7	Space for batteries	–	2 x 12 V / 17... 26 Ah
Expansion			
8	Relay module	Z3B171	Relay for fire controls
9	Event printer	FTO2001-A1	For event logging
10	Key switch (Kaba)	FTO2005-C1	For operating access rights
	Key switch (Nordic)	FTO2006-B1	
11	Mounting plate	FHA2007-A1	E.g. for fire brigade periphery module
12	Loop extension (FDnet/C-NET)	FCI2003-A1	For loop extension of 2 to 4, number of addresses remains the same
13	Line card (C-NET)	FCL2001-A1	For extra C-NET lines, 4 lines total, 252 addresses per card

<b>14</b>	Line card (SynoLOOP)	FCL7201-Z3	For extra SynoLOOP lines, 4 loops, 128 addresses per loop
<b>15</b>	RS485 module (isolated)	FCA2002-A1	For peripheral devices with RS485 port
<b>16</b>	RS232 module (isolated)	FCA2001-A1	For participant with RS232 port
<b>17</b>	Network module (SAFEDLINK)	FN2001-A1	For networking various stations
<b>18</b>	Repeater (SAFEDLINK)	FN2002-A1	For the extension of the system bus C-WEB, max. 1 between 2 stations (mounting direct onto plane surface, onto a U-rail TS35 or in housings FDCH221)
<b>19</b>	Sounder module	FCA2005-A1	For split-up of 1 to 4 conventional horn lines
<b>20</b>	Battery (12 V, 17 Ah, VDS)	FA2005-A1	For emergency power supply
	Battery (12 V, 26 Ah, VDS)	FA2006-A1	
<b>21</b>	Fire brigade periphery module	FCI2001-D1	For Germany (FBF, FSD, ÜE, FSE, ÖA, KL)
<b>22</b>	19" mounting kit	FHA2016-A1	For the installation in 3 <sup>rd</sup> party housings
<b>23</b>	License key Sx	FCA20xx	For special functions
<b>24</b>	Cable kit (communication)	FCA2014-A1	For flexible cable connections to the modules on the operating unit
<b>25</b>	Power supply kit (150 W, B)	FP2005-A1	For additional power supply
<b>26</b>	I/O card	FCI2008-A1	12 programmable inputs/outputs
<b>27</b>	Relay module	Z3B171	Space for U-rail TS35 L=70 mm (on site) for max. 4 relay modules
<b>28</b>	FM blind 2HU	FHA2015-A1	For the recess mounting of housings



## Technical data

Mains voltage	AC 98...127 V / AC 196...253 V
Power supply	150 W
Operating voltage	DC 21...28,6 V
Operating current	max. 5 A
Battery capacity	2 x 12 V, 26 Ah
Battery monitoring / mains monitoring	yes / yes
Connectable detector series	Cerberus PRO FD720 (C-NET) via Migration cards, SynoLOOP
Number of device addresses	max. 756
Number of C-NET addresses	max. 756
Number of SynoLOOP and C-NET addresses	max. 512 & 252
Number of lines	
Loops with loop extension	4 / 12
– stub lines	4 / 20
Integrated inputs/outputs	
– Relay output	
– Remote transmission alarm / fault	1 / 1
– Monitored outputs	
– Alarm / Fault / Horn	1 / 1 / 1
– Free programmable inputs/outputs	8
Operating unit	integrated
Plug-in position for RS232, RS485 serial ports	2
Plug-in position for network modules	2
Plug-in position for loop extension	1
Slots for line cards (on fitted card cage)	max. 2
Mounting spaces for cable kit (communication)	2
Sounder module	max. 2
Ethernet connection RJ45	1
Operating temperature	-8...+42 °C
Storage temperature	-20...+60 °C
Humidity (no condensation permitted)	≤95 % rel.
Dimensions (W x H x D)	
– Without cover cap	430 x 796 x 165 mm
– With Cover cap	430 x 796 x 188 mm
Color	
– Housing	grey, ~RAL 7035
– Cover cap	grey, ~RAL 000 50 00
Protection category (IEC 60529)	IP30
Standards	EN 54-2, EN 54-4
Approvals	
– VdS	G214021
– LPCB	pending
– FM	pending

14		0786	<b>FC723</b>	Siemens Switzerland Ltd; Gubelstrasse 22 CH-6301 Zug Technical data: see doc. <b>A6V10210355</b>
FC723 - Control and Indicating Equipment incl. SV24V150W - 150W/24VDC Power Supply Equipment for use in fire detection and fire alarm systems installed in buildings				
305/2011/EU (CPR): EN 54-2 / EN 54-4 ; 2004/108/EC (EMC): EN 50130-4 / EN 61000-6-3 ; 2006/95/EC (LVD): EN 60950-1 ; 2011/65/EU (RoHS): EN 50581				
Declared performance and conformity can be seen in the Declaration of Performance and the EC Declaration of Conformity, which is obtainable via the Customer Support Center: Tel. +49 89 9221-8000 or <a href="http://siemens.com/bt/download">http://siemens.com/bt/download</a>				
DoP No.: 0786-CPR-21328; DoC No.: CED-FC723				

13		0786	<b>SV24V150W</b>	Siemens Switzerland Ltd; Gubelstrasse 22 CH-6301 Zug Technical data: see doc. <b>008837</b>
SV24V150W - Power Supply Equipment 24VDC/150W for use in fire detection and fire alarm systems installed in buildings				
305/2011/EU (CPR): EN 54-4 ; 2004/108/EC (EMC): EN 50130-4 / EN 61000-6-3 ; 2006/95/EC (LVD): EN 60950-1 ; 2011/65/EU (RoHS): EN 50581 ;				
Declared performance and conformity can be seen in the Declaration of Performance and the EC Declaration of Conformity, which is obtainable via the Customer Support Center: Tel. +49 89 9221-8000 or <a href="http://siemens.com/bt/download">http://siemens.com/bt/download</a>				
DoP No.: 0786-CPD-20775; DoC No.: CED-SV24V150W				



## Details for ordering

	Type	Art. no.	Designation	Weight
Extensions	FC723-ZA	S54400-C143-A1	Fire control panel (Modular)	20.800 kg
	Z3B171	BPZ:4843830001	Relay module 250 V AC / 10 A (1 relay)	0.042 kg
	FTO2001-A1	A5Q00010126	Event printer	0.250 kg
	–	A5Q00017619	Replacement printer rolls (10 rolls)	0.090 kg
	FTO2005-C1	A5Q00010113	Key switch (Kaba)	0.013 kg
	FTO2006-B1	A5Q00010129	Key switch (Nordic)	0.050 kg
	FHA2007-A1	A5Q00010151	Mounting plate	0.800 kg
	FCI2003-A1	A5Q00010136	Loop extension (C-NET)	0.064 kg
	FCL2001-A1	A5Q00009875	Line card (C-NET)	0.120 kg
	FCL7201-Z3	S54400-A116-A1	Line card (SynoLOOP)	0.120 kg
	FCI2007-A1	S54400-A20-A1	I/O card (RT)	0.200 kg
	FCI2008-A1	S54400-A6-A1	I/O card (programmable)	0.120 kg
	FCI2009-A1	S54400-A21-A1	I/O card (horn/monitored)	0.200 kg
	FCA2002-A1	A5Q00009923	RS485 module (isolated)	0.067 kg
	FCA2001-A1	A5Q00005327	RS232 module (isolated)	0.068 kg
	FN2001-A1	A5Q00012851	Network module (SAFEDLINK)	0.077 kg
	FN2002-A1	S24236-B2502-A1	Repeater (SAFEDLINK)	0.154 kg
	FCA2005-A1	A5Q00014866	Sounder module	0.140 kg
	FCA2014-A1	A5Q00023027	Cable kit (communication)	0.224 kg
	FCI2001-D1	A5Q00013100	Fire brigade periphery module	0.482 kg
	FH7204-Z3	S54400-B89-A1	Housing (Large extension)	11.800 kg
	FH7205-Z3	S54400-B86-A1	Housing (Large)	15.400 kg
	FH7203-Z3	S54400-B71-A1	Housing (Comfort)	16.120 kg
	FHA2016-A1	A5Q00020179	19" mounting kit	3.000 kg
	FCM7205-Y3	S54400-F82-A1	Operating add-on (1xLED-ind.)	2.600 kg
	FCM7213-Y3	S54400-B149-A1	Operating add-on (2xLED-ind.)	2.600 kg
	FCM7214-Y3	S54400-B150-A1	Operating add-on (4xLED-ind.)	2.600 kg
	FN2006-A1	S54400-A109-A1	Fiber network module (SM)	0.770 kg
	FN2007-A1	S54400-A110-A1	Fiber network module (MM)	0.770 kg
Auxiliary power supply	FP2003-A1	A5Q00016005	Power supply kit (70 W)	0.650 kg
	FP2004-A1	A5Q00020825	Power supply kit (150 W, A) for installation into empty housing	1.366 kg
	FP2005-A1	A5Q00018779	Power supply kit (150 W, B) for cascading	1.100 kg
Networks (backbone)	FN2008-A1	S54400-F94-A1	Ethernet-Switch	0.800 kg
	NK8237.2	S54461-C7-A1	Modbus GW	0.603 kg
	FHA2029-A1	S54400-B79-A1	Mounting kit for Ethernet switch (Comfort)	0.500 kg
	FHA2030-A1	S54400-B81-A1	Mounting kit for Ethernet switch (Large Ext.)	0.500 kg
Batteries	FA2005-A1	A5Q00019677	Battery (12 V, 17 Ah, VDS)	5.640 kg
	FA2006-A1	A5Q00019356	Battery (12 V, 26 Ah, VDS)	7.572 kg
License keys	FCA2033-A1	S54400-P154-A1	License key (S1)	0.010 kg
	FCA2034-A1	S54400-P155-A1	License key (S2)	0.010 kg
	FCA2035-A1	S54400-P156-A1	License key (S3)	0.010 kg
External printer	DL3750+	A5Q00023962	Matrix printer (external)	7.300 kg
Spare part	–	A5Q00023963	Black typewriter ribbon for printer DL3750+	0.078 kg

Siemens Switzerland Ltd  
Infrastructure & Cities Sector  
Building Technologies Division  
International Headquarters  
CPS Fire Safety  
Gubelstrasse 22  
CH-6301 Zug  
Tel. +41 41 724 24 24  
[www.siemens.com/buildingtechnologies](http://www.siemens.com/buildingtechnologies)

Document no.. **A6V10379246\_e\_en\_--**  
Edition 2015-01-08

© 2014 Copyright by  
Siemens Switzerland Ltd  
Data and design subject to change without notice.  
Supply subject to availability.

Manual FS720  
Section 1