

Sinteso™ Cerberus™ PRO

Sounder beacon base (voice)

FDSB226-Wx, FDSB227-Wx, FDSB227-Wx-C



Sounder beacon base (voice) for ceiling mounting for use in the automatically addressable FDnet/C-NET

- Addressed (FDnet/C-NET)
- Meets the requirements of the EN 54-3 and EN 54-23 standards
- Supply and communication via FDnet/C-NET
- Max. 16 tones to choose from, 2 programmable events: 'Alert' and 'Evacuation'
- Adjustable sound levels up to max. 102 dBA
- Red and white LEDs with four adjustable luminous intensities
- Additional voice output for FDSB227-Wx and FDSB227-Wx-C:
 - 15 languages integrated in the device, additional languages can be ordered
 - Each voice message can be emitted in two languages
 - Max. seven available events
 - Customer-specific voice messages and/or tones can be ordered
- Compatible with all addressed fire detectors 'Sinteso' and 'Cerberus PRO'

Properties

- Integrated line separator
- The device automatically monitors its beacon and acoustic function.
- Tool-free connection to the detector line. Possible conductor cross-sections to 2.5 mm².
- Max. protection category achievable: IP21C
- Synchronization of acoustic and beacon signals as well as voice messages (voice messages only for FDSB227-Wx and FDSB227-Wx-C).
- By setting the appropriate tone, it can be used as a break bell in schools or plants.
- For FDSB227-Wx and FDSB227-Wx-C: Simple configuration of the voice messages with the configuration software for the respective fire detection system:
 - 'SintesoWorks' for the 'Sinteso' product line
 - 'Cerberus-Engineering-Tool' for the 'Cerberus PRO' product line
- Operation without a fire detector is possible with the blanking plate FDBZ298.
- Protected electronics and high-quality components
- Eco-friendly:
 - Environmentally friendly processing
 - Reusable materials
 - Electronic parts and synthetic materials can be easily separated

Use

- Public buildings
- Office buildings
- Hotels
- Schools and kindergartens

Intended use

The devices FDSB226-Wx, FDSB227-Wx, and FDSB227-Wx-C are intended to be used as alarm devices on an FDnet/C-NET detector line in connection with a fire control panel FC20xx ('Sinteso' product line) or FC72x ('Cerberus PRO' product line).

Functions shared by all device types

The devices provide an alarm in an addressed fire detection system FS20/FS720. They activate an acoustic and an optical signal in the event of a fire alarm. Each device has 16 tones ex-factory.

All devices have their own device addresses and can be configured independently of each other.

Voice sounder beacon base FDSB227-Wx

In the event of a fire alarm, the device activates both an acoustic and an optical alarm signal (with the LEDs flashing). The device is available with red or white flashing LEDs.

In addition, the device can emit prerecorded standard voice messages:

- 15 standard languages are already integrated in the device.
- Standard voice messages have been recorded for five events per language. The following events are available:
 - Evacuation Fire
 - Evacuation Emergency
 - Alert
 - Test
 - All clear
- The voice messages can be emitted in two consecutive languages.

You will find more information on voice messages in the 'Standard voice messages' section of this data sheet.

Voice sounder beacon base FDSB227-Wx-C

In terms of its functionality, this device corresponds to FDSB227-Wx. Customer-specific configurations can also be integrated ex-factory:

- Two additional languages in addition to the 15 standard languages
- Two additional tones in addition to the 16 tones
- Two more events in two languages in addition to the five events

You will find more information on the additional functions of the customer-specific devices in the 'Customer-specific languages, tones, and voice messages' section of this data sheet.

Standard voice messages

The devices include prerecorded standard voice messages for five events in 15 languages. The standard voice messages are available in the following languages:

- English (en) ¹
- German (de)
- French (fr)
- Spanish (es)
- Italian (it)
- English (UK)
- Dutch (nl)
- Swedish (sv)
- Norwegian (no)
- Finnish (fi)
- Danish (da)
- Polish (pl)
- Portuguese (pt)
- Turkish (tr)
- Russian (ru)

¹ The abbreviations used comply with the ISO 639-1 standard. Exception: 'English (UK)'

The following table lists examples of standard voice messages in some languages:

Language	Message M1 Evacuation Fire	Message M2 Evacuation Emergency	Message M3 Alert	Message M4 Test	Message M5 All clear
English	Attention please, this is a fire alarm! Please leave the building immediately by the marked available exits.	Attention please, this is an emergency. Please leave the building by the marked available exits.	Attention, an incident has been reported in the building, please await further instructions.	This is a test message, no action is required.	Attention please! All clear! The building alert has been resolved. All clear!
German	Achtung! Achtung! Dies ist ein Brandalarm! Bitte verlassen Sie umgehend das Gebäude über die gekennzeichneten Fluchtwege.	Achtung! Achtung! Dies ist eine Gefahrenmeldung! Bitte verlassen Sie umgehend das Gebäude über die gekennzeichneten Fluchtwege.	Achtung, im Gebäude ist eine Gefahrensituation gemeldet worden! Bitte warten Sie auf weitere Anweisungen.	Dies ist eine Testdurchsage! Bitte nicht beachten.	Achtung! Achtung! Die Alarmierung wird hiermit wieder aufgehoben.
French	Attention, attention! Ceci est une alarme incendie! Evacuez le bâtiment par les sorties de secours les plus proche!	Attention, attention! Pour des raisons de sécurité évacuez le bâtiment par les sorties de secours les plus proche!	Attention, attention! Un incident a été signalé dans le bâtiment. Veuillez attendre de nouvelles instructions!	Ceci est un message de tests. Veuillez s'il vous plaît ne pas en tenir compte.	Attention, attention! L'urgence dans le bâtiment est levée. Retour à la situation normale.
Spanish	¡Este es un aviso de alarma de incendio! Por favor abandone el edificio por la salida más cercana.	Atención por favor, esto es una emergencia. Por favor abandone el edificio por la salida más cercana.	Se ha reportado un incidente en el edificio, por favor espere instrucciones mas detalladas.	Este es un mensaje de prueba, no se requiere ninguna acción.	Atención por favor! Fin de la alerta. La alerta del edificio ha sido resuelta. Fin de la alerta!
Italian	Attenzione, questo è un allarme incendio! Evacuare l'edificio immediatamente attraverso l'uscita più vicina.	Attenzione, questa è un'emergenza. Evacuare l'edificio attraverso l'uscita più vicina.	Si è verificato un problema nell'edificio, si prega di attendere ulteriori informazioni.	Questo è un messaggio di prova, nessuna azione è necessaria.	Attenzione prego! Il problema riscontrato nell'edificio è stato risolto. Nessun pericolo!

You will find more information on the voice messages in the technical manual for the devices. See the 'Product documentation' section in this data sheet.

Customer-specific languages, tones, and voice messages

Additional languages and voice messages as well as more tones are available on request. You will find more information on the voice messages and the ordering process for customer-specific devices in the technical manuals for the devices (see section 'Product documentation [→ 6]').

Type Overview

Type ¹	Designation	Order number	Weight [kg]
FDSB226-WR	Sounder beacon base	S54364-F13-A1	0.253
FDSB226-WW	Sounder beacon base	S54364-F14-A1	0.253
FDSB227-WR	Voice sounder beacon base	S54364-F15-A1	0.253
FDSB227-WW	Voice sounder beacon base	S54364-F16-A1	0.253
FDSB227-WR-C ²	Voice sounder beacon base	S54364-F15-A2	0.253
FDSB227-WW-C ²	Voice sounder beacon base	S54364-F16-A2	0.253

1	FDSB22x-	W	R	
			Color of the LED (R = red, W = white)	
		Color of the housing (W = white)		
2	C = customer-specific device			

Accessories

Type	Designation	Order number	Weight [kg]
FDB228	Base (ceiling mounting)	S54364-B5-A1	0.067
FDB229	Base deep (ceiling mounting)	S54364-B6-A1	0.092
FDBZ221	Ring attachment	S54364-B7-A1	0.015
FDBZ298	Blanking plate	S54364-B8-A1	0.030
FDBZ291	Designation plate	A5Q00002621	0.002
FDBZ293	Detector locking device	A5Q00005035	0.001
LP720	Detector locking device	S54319-F9-A1	0.001
DBZ1190-AA	Micro terminal 0.28...0.5 mm ²	BPZ:4677080001	0.001
DBZ1190-AB	Connection terminal 0.5...2.5 mm ²	BPZ:4942340001	0.001

Product documentation

Document ID	Title
008164	Equipment overview Sinteso™ Detector system FD20
008331	List of compatibility (for 'Sinteso™' product line)
009078	FS20 Fire detection system - Configuration
A6V10210424	FS720 Fire detection system - Configuration
A6V10229261	List of compatibility (for 'Cerberus™ PRO' product line)
A6V10725364	Technical Manual FDSB226-Wx, FDSB227-Wx, FDSB227-Wx-C

Related documents such as the environmental declarations, CE declarations, etc., can be downloaded from the following Internet address:

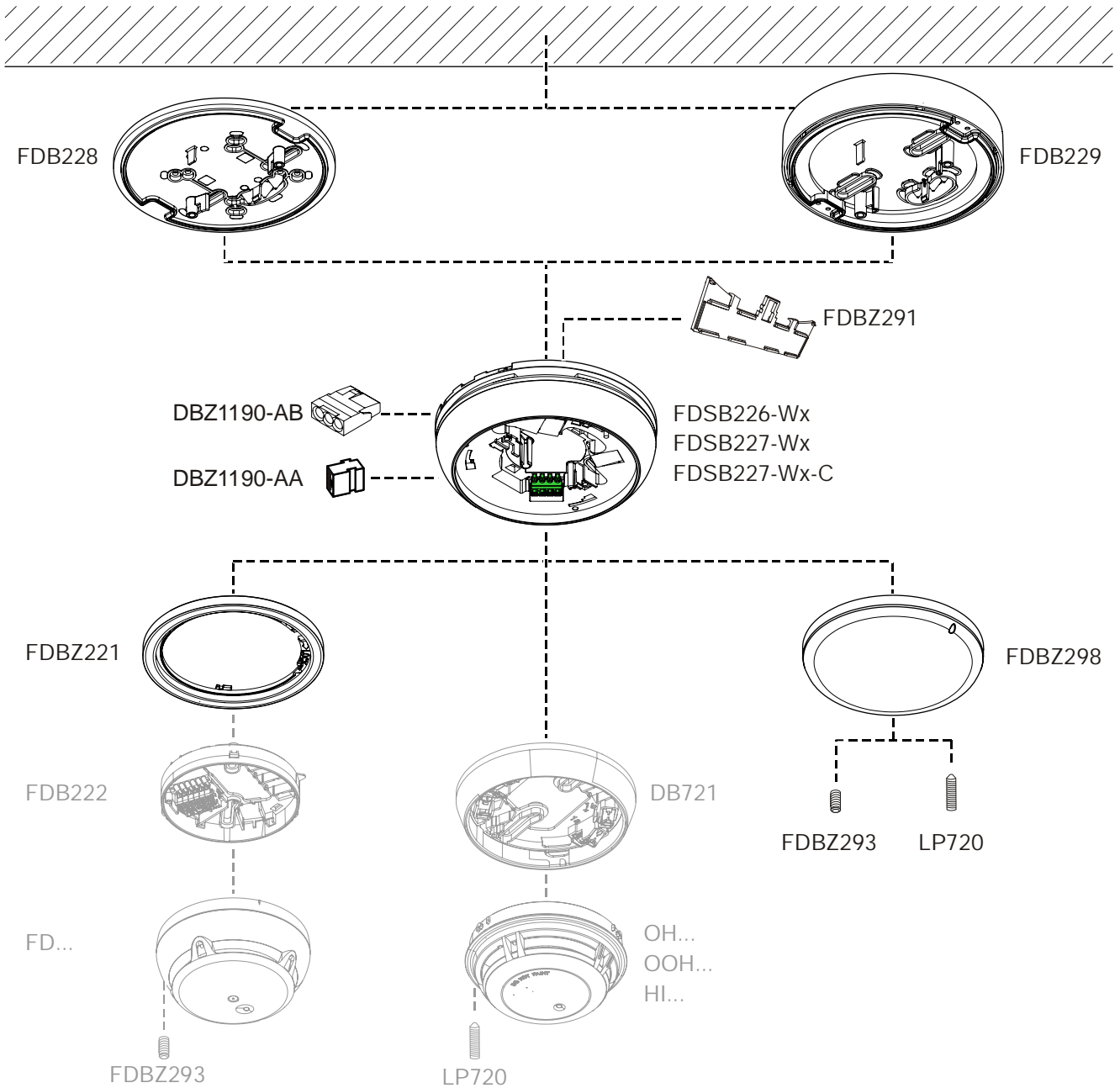
<https://siemens.com/bi/download>

Mounting

The devices are mounted into a base (ceiling mounting) FDB228 or a base deep (ceiling mounting) FDB229.

A fire detector Sinteso™ with a detector base FDB222 and ring attachment FDBZ221 or a fire detector Cerberus™ PRO with a detector base DB721 can be mounted in the device.

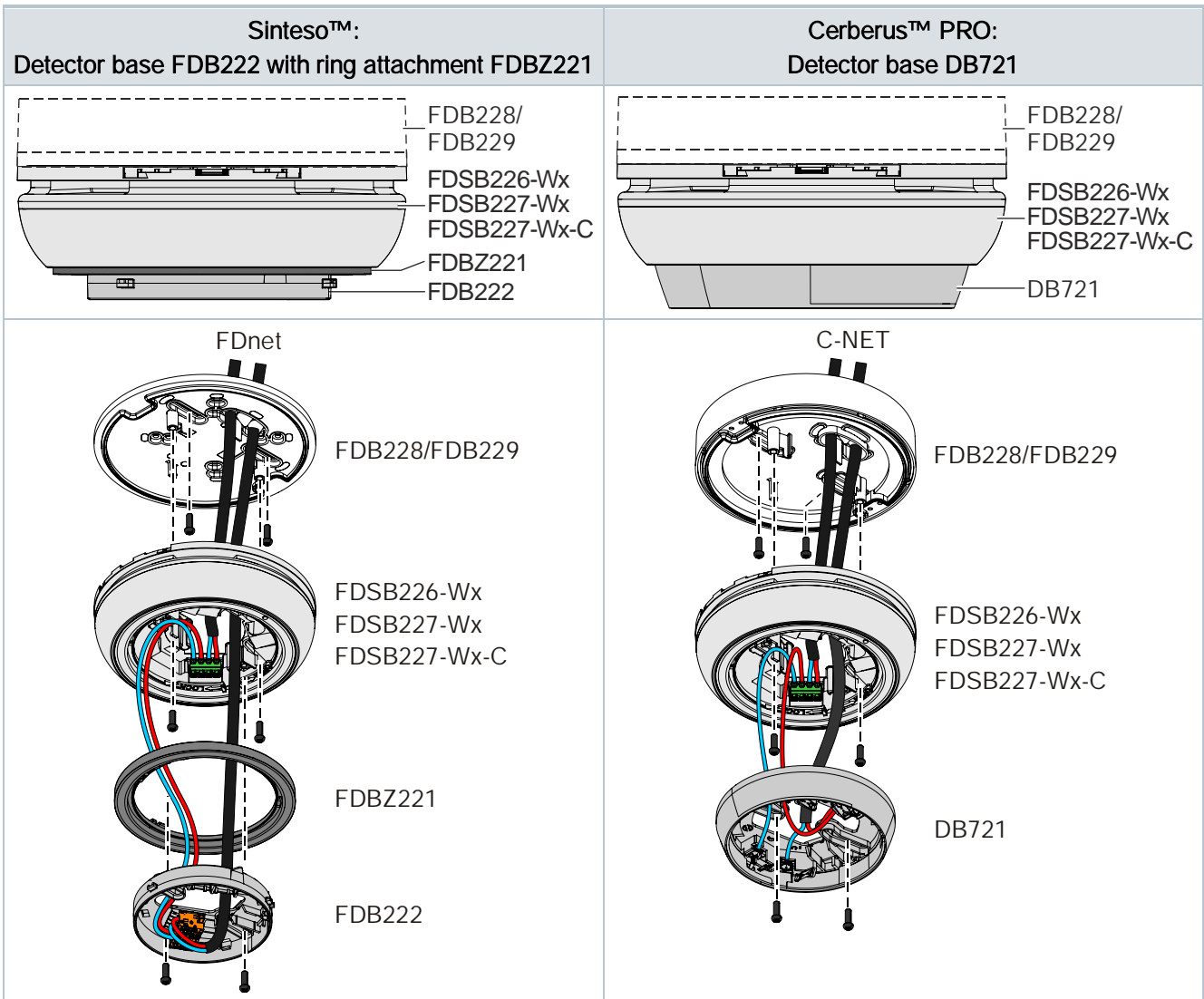
If a fire detector is not mounted in the device, insert the blanking plate FDBZ298 into the device and secure with the detector locking device FDBZ293 or LP720.



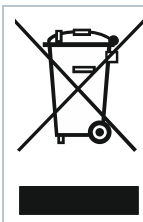
Devices and accessories

Installation

The detector circuit (FDnet/C-NET) is connected to the device and to the detector base FDB222 or DB721.



Disposal



The device is considered an electronic device for disposal in accordance with the European Guidelines and may not be disposed of as domestic garbage.

- Dispose of the device through channels provided for this purpose.
- Comply with all local and currently applicable laws and regulations.

Technical data

Supply		
Operating voltage		DC 16...33 V
Operating current (quiescent)		400 µA
• Tone/voice activated ¹		Max. 5 mA (140 mW)
• Beacon activated	LED white	High (O-4-15): 26 mA (416 mW)
		Medium (C-3-12): 17 mA (272 mW)
		Low (O-2.5-6.5): 9 mA (144 mW)
		Indicator: 3 mA (48 mW)
	LED red	High (C-3-12): 24 mA (384 mW)
		Medium (C-3-10): 18 mA (288 mW)
		Low (O-2.5-6.5): 12 mA (192 mW)
		Indicator: 3 mA (48 mW)
• Beacon and tone/voice activated ¹	LED white	High (O-4-15): 30 mA (528 mW)
		Medium (C-3-12): 22 mA (400 mW)
		Low (O-2.5-6.5): 15 mA (288 mW)
		Indicator: 7 mA (192 mW)
	LED red	High (C-3-12): 29 mA (512 mW)
		Medium (C-3-10): 23 mA (416 mW)
		Low (O-2.5-6.5): 17 mA (320 mW)
		Indicator: 7 mA (192 mW)

¹ Max. sound level for tone and voice output is taken into account

Functional data		
Tones	<ul style="list-style-type: none"> • 16 tones (including school bell) • 2 events ('Warning' and 'Evacuation') • 3 sound levels (maximum / medium / minimum) 	
Voice messages	<ul style="list-style-type: none"> • 5 standard voice messages in 15 languages • Max. 7 events • 3 sound levels (maximum / medium / minimum) • Each voice message can be emitted in two languages 	
Sound level (alarm sound level)	FDSB226-Wx: 71...96 dBA FDSB227-Wx, FDSB227-Wx-C: 71...93 dBA	
Luminous intensity (according to EN 54-23)	LED white	High (O-4-15)
		Medium (C-3-12)
		Low (O-2.5-6.5) (Ceiling-mounted, cylindrical cover cap as in category C)
		Indicator: 0.8...1.5 cd ¹
	LED red	High (C-3-12)
		Medium (C-3-10)
		Low (O-2.5-6.5) (Ceiling-mounted, cylindrical cover cap as in category C)
		Indicator: 0.5...1.3 cd ¹
Luminous intensity levels	4 levels (high/medium/low/indicator)	
Communication protocol	FDnet/C-NET	
System compatibility FDnet/C-NET	FS20/FS720	
Color of sounder base:	~RAL9010 pure white / transparent	
Color of base (ceiling mounting) and base deep (ceiling mounting):	~RAL9010 pure white	

¹ Depending on viewing angle, does not comply with EN 54-23

Line connections	
Conductor cross section	0.2...2.5 mm ²

Ambient conditions and protection category	
Protection category (IEC 60529):	<ul style="list-style-type: none"> • With base FDB228: <ul style="list-style-type: none"> • IP21C • With base deep FDB229: <ul style="list-style-type: none"> • IP21C
Operating temperature	-25...+70 °C
Storage temperature	-30...+75 °C
Air humidity	≤95 % rel.

Standards, directives, and approvals	
Standards	EN 54-3 type A, EN 54-17 EN 54-23 type A
Approvals:	
• VdS	FDSB226-Wx G219017 FDSB227-Wx, FDSB227-Wx-C G219018
• LPCB	Pending

Dimensional drawings

Device with base (ceiling mounting) FDB228	Device with base deep (ceiling mounting) FDB229

19 0786	FDSB226	Siemens Schweiz AG; Theilerstrasse 1a CH-6300 Zug Technical data: see doc. A6V10725364
FDSB226 - Visual alarm device/sounder incl. short-circuit isolator		
305/2011/EU (CPR): EN 54-3 / EN 54-17 / EN 54-23 ; 2014/30/EU (EMC): EN 50130-4 / EN 61000-6-3 ; 2011/65/EU (RoHS): EN 50581		
The declared performance and conformity can be seen in the Declaration of Performance (DoP) and the EU Declaration of Conformity (DoC), which is obtainable via the Customer Support Center: Tel. +49 89 9221-8000 or https://siemens.com/bt/download		
DoP No.: DOP190101 ; DoC No.: CED-FDSB226		

19 0786	FDSB227	Siemens Schweiz AG; Theilerstrasse 1a CH-6300 Zug Technical data: see doc. A6V10725364
FDSB227 - Visual alarm device/sounder incl. short-circuit isolator		
305/2011/EU (CPR): EN 54-3 / EN 54-17 / EN 54-23 ; 2014/30/EU (EMC): EN 50130-4 / EN 61000-6-3 ; 2011/65/EU (RoHS): EN 50581		
The declared performance and conformity can be seen in the Declaration of Performance (DoP) and the EU Declaration of Conformity (DoC), which is obtainable via the Customer Support Center: Tel. +49 89 9221-8000 or https://siemens.com/bt/download		
DoP No.: DOP190102 ; DoC No.: CED-FDSB227		

Issued by
Siemens Switzerland Ltd
Building Technologies Division
International Headquarters
Theilerstrasse 1a
CH-6300 Zug
Tel. +41 58 724 2424
www.siemens.com/buildingtechnologies

© Siemens Switzerland Ltd, 2019
Technical specifications and availability subject to change without notice.