

SIEMENS

Ingenuity for life

Cerberus® PRO Modular system

Advanced | Addressable Fire Alarm Control Panel

Architect & Engineer Specifications

- Standard / 2500-point-capacity addressable fire-alarm control panel (FACP)
 - Ability to network with other Cerberus PRO Modular (Cerberus PRO Modular) systems
 - Powerful, easy-to-use programming capabilities
 - Multiple levels of password protection
 - Fully programmable through use of a Windows operating system
 - 6-inch (15.2 cm.), backlit liquid-crystal display (LCD)
 - Multi-language display
 - User-friendly system interface
 - Useful diagnostic light-emitting diodes (LEDs) on all cards
 - Touch screen for maintenance operations and function keys
 - Menu-driven operator commands
 - End-user HELP screens
 - 32-character custom messages
 - 40 programmable macro and function buttons – (e.g. – Holiday schedule)
 - Global annunciation and control capability
 - 'Alarm' | 'Trouble' | 'Programmable', etc. relay commands
 - Alarm verification by device, zone
 - Pre-alarm operation
 - SureWire™ addressable-loop technology:
 - Patented polarity-insensitive detection circuits
 - Supports FirePrint® application-specific detection, and single-person 'Walk Test'
 - Coded outputs
 - Seismic certified
 - Modular assembly
 - Distributed processing
 - UUKL Listed for smoke control
- Universal AC power input:
 - 120VAC – 240VAC @ 50 / 60Hz
 - 12A of basic system power; expandable to 48A
 - Supported by all Cerberus® DMS Management Stations
 - Automatic environmental compensation for smoke detectors
 - Peripheral interface to remote printers
 - connected to the communication bus from any NIC-C output in an enclosure
 - Class B (Style 4) or Class A (Style 7) wiring
 - Security-device monitoring
 - UL1076 Listed
 - Mounts in one (1) electrical back box
 - Optional 4–11/16 inch [12 cm.] and 5-inch [12.7 cm.] square back boxes
 - Supports pre-action | deluge | agent releasing
 - sprinkler supervision
 - NEC 760 power-limited circuits
 - 200 notification-appliance-circuits (NACs) capacity
 - Up to 3A @ 24VDC per NAC
 - Built-in strobe synchronization protocol
 - UL 864 10th Edition and UL 2572 Listed, ULC-S527 3rd Edition Listed; FM, CSFM Approved

System Overview

Sold as part of the product line of Siemens – Fire Safety products, Cerberus PRO Modular (Cerberus PRO Modular) is a microprocessor-based, reliable and advanced fire-safety system. Each of these addressable panels uses a contemporary operating unit that functions as an operator interface and as a central microprocessor.

Cerberus PRO Modular is ideally suited for commercial, institutional and industrial intelligent detection and notification-appliance applications.

System Overview – (continued)

Each panel complies with the requirements of NFPA Standard 72, and is listed by Underwriters Laboratories under their UL 864 standard and is FM Approved.

Underwriters Laboratories Canada also lists Cerberus PRO Modular panels under ULC-S527.

Each panel is additionally UL Listed under the category 'UUKL for Smoke Control.'

When it comes to Siemens Sinorix® clean-agent systems, Cerberus PRO Modular panels are UL | ULC Listed, which includes for use in foam or water applications. Each panel is also listed as a Fireman's Smoke Control Station (in high-rise office buildings | malls | other large structures.



Cerberus PRO Modular panel
(with mounted FCM2041-U3 Operating Unit)




System Components

A basic Cerberus PRO Modular fire-alarm control panel (FACP) consists of one (1) of the following parts: Operator Interface; power supply (PSC-12); Class X Device Loop Card (XDLC); Zone Indicating Card (ZIC-4A); five-slot card cage (CC-5); Inner Door Blank Single Plate (ID-SP), and a CAB1, CAB2 or CAB3 system enclosures.

Optional modules that can be installed on a Cerberus PRO Modular FACP include: Card Cage (Model CC-2); Network Interface Card (Model NIC-C); 8-Circuit Zone Indicating Card (Models ZIC-8B / ZIC-2C); Output Control Module (Model OCM-16); Switch Control Module (Model SCM-8); LED Control Module (Model LCM-8); Fan Control Module (Model FCM-6); Supervised Input Module (Model SIM-16); Power Supply Extender (Model PSX-12); Remote Network Interface (Model RNI); Remote Printer Module (Model RPM); System Status Display (Model SSD); Digital Alarm Communicator (Model FCA2015-U1) Multi-Point Digital Alarm Communicator (Model MDACT); Two-Module Remote Enclosure (Model REMBOX2), and the Four-Module Remote Enclosure (Model REMBOX4).

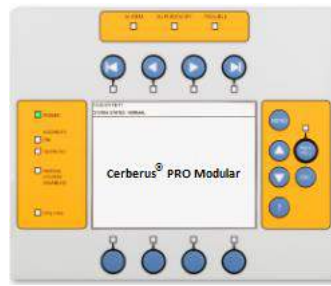
Additionally, Cerberus PRO Modular panels are compatible with all of the advanced Siemens field devices in signaling appliances and intelligent, addressable detection.



Cerberus DMS Management Stations compatible with Cerberus PRO Modular

Cerberus PRO Modular panels are compatible with Siemens Fire Safety Management Stations, which provide integrated and reliable FACP monitoring and control of system events – including: 'Alarm' | 'Trouble' | 'Security' | 'Supervisory' commands.

Cerberus DMS management stations include PC-based, color-graphics software designed for use with the XNET network, offering full control and annunciation. An extensive history log of all system events, as well as extensive report-generation capabilities, is easily maintained. There are also user-programmable electronic buttons that allow for site-specific control functions.



Operator Interface used on Cerberus PRO Modular FACP's

FCM2041-U3 → Operator Interface

The Operator Interface is the primary user interface and central microprocessor for Cerberus PRO Modular panel.

Enhancements to the most current version of the Cerberus PRO Modular Operator Interface include go-to-beginning, go-to-end queue buttons; a front-end command screen with 'Alarm' | 'Supervisory' | 'Trouble' light-emitting diodes (LEDs), and three (3) types of alternate-language overlays all orderable under one (1) part.

See: **Details for Ordering** section in this document for more info).

Cerberus PRO Modular panels are controlled and operated from the Operator Interface, which uses large, lighted control buttons to prompt the end-user to the next available, correct system operation shown on the front-end screen. Additionally, the system Operator Interface provides a 6" (15.2 cm.) front-end touch screen comprised of system-status LEDs as well as a liquid-crystal display (LCD) of 1200 –x– 800.

There are language overlays that provide naming in alternate languages for visual indicators found on the front of each Operator Interface. Each overlay is assigned on the outer assembly, respectively, when affixed to the front-end display on the user interface.

The Operator Interface contains the site-specific program configuration in the software too, *Zeus-C*.




ZIC-4A → Zone Indicating Card

The Zone Indicating Card (Model ZIC-4A) provides four (4) fully supervised, programmable output circuits for use on each Modular FACP.

Model ZIC-4A supplies four (4). 'Class B' (Style Y) or 'Class A' (Style Z)-type output circuits, power limited to 3.0A, maximum, per circuit.

Each circuit can be independently programmed for use with agency listed/approved audible or visual notification appliances; emergency audio speakers; municipal-tie boxes; leased lines, or as optional releasing circuits. Model ZIC-4A plugs into one (1) slot in the Model CC-5 or CC-2 card cage, and has on-board LEDs for system status and troubleshooting.

Indication of power, communication, internal operation and ground-fault conditions are provided, as well as indication of circuit activation or 'Trouble' conditions.



ZIC-8B → Zone Indicating Card (with Model ZIC-2C)

Another Zone Indicating Card (Model ZIC-8B) provides eight (8) fully supervised, programmable output circuits for use on Modular panels. Model ZIC-8B contains eight (8) 'Class B' (Style Y)-type output circuits, power limited to 2.0A, max., per circuit. Each circuit can be independently programmed for use with agency-listed/approved audible or visual notification appliances, or emergency audio speakers. Model ZIC-8B plugs into one (1) slot in the Model CC-5 or CC-2 card cage, and has on-board LEDs for system status.

A Model ZIC-2C mounts directly on Model ZIC-8B, and allows each Model ZIC-8B output circuit to be used for two-channel voice applications. Indication of power, communication, internal operation, and ground-fault conditions are provided, as well as indication of circuit activation or 'Trouble' conditions.



System Components

XDLC → Device Loop Card

The `Class X' Device Loop Card (Model XDLC) is the interface used for connecting Siemens addressable, intelligent `X' as well as `H'-series devices.

A Model XDLC operates and maintains all devices residing on up to four (4) `Class A', eight (8) `Class B' addressable circuits. Additionally, Model XDLC has 16 LEDs for diagnostic purposes, and provides ground-fault detection and zone-isolation circuitry.



NIC-C → Network Interface Card

The Network Interface Card (Model NIC-C) provides HNET or XNET network communications between enclosures. In addition to HNET or XNET communication, Model NIC-C provides CAN network communication within an enclosure or external to the enclosure. HNET or XNET communication can be wired Style 4 or Style 7, but the CAN network can be wired Style 4 only.

When used for HNET communications, Model NIC-C provides contact between enclosures on a single system. When NIC-C is used for XNET communications, Model NIC-C provides communication between systems. The maximum of NIC-C cards on a single-panel XNET is one (1) for a total 64 NIC-C cards on a peer-to-peer XNET network.

Model NIC-C has diagnostic LEDs that indicate: `Card Fail', `CAN Fail', `HNET Fail', `XNET Fail', `Ground Fault', `Loop `A' Fail' and `Loop `B' Fail'. This card also has LEDs to indicate `Power', `Style' and `Active Networks'.

Intelligent Control Point Module

Model HCP is designed to be used with the Siemens – Fire Safety Alarm Signaling Devices product line. Model HCP can be set as an independent, remotely located telephone zone, speaker zone or notification-appliance circuit. Model HCP communicates through analog loop of Model DLC.

Model HCP can be wired either `Class B' (Style Y) or `Class A' (Style Z). The 24 Volts DC power input is from either the control panel or from any UL Listed power-limited, auxiliary power supply.



HCP



NRC → Network Ring Card, 2nd Generation

Model NRC is a network ring card that transmits single-mode or multi-mode network communication via fiber-optic or copper lines. Each NRC uses a `Class A' (Style 7) ring configuration with a Cerberus PRO Modular panel.

One (1) Model NRC (per system node) provides XNET, peer-to-peer network communication between panels, allowing 64 (max.), Cerberus PRO Modular panels to be networked simultaneously. Model NRC takes one (1) card slot, and mounts in a Model CC-2 or CC-5 card cage inside a CAB1, CAB2, or CAB3 enclosure.



PSC-12 → Power Supply Charger Module


The Power Supply Charger Module (Model PSC-12) is an addressable-intelligent, microprocessor-controlled module that communicates its status to the system-operator interface. Additionally, PSC-12 is a high-current power supply that provides primary, regulated (at 24VDC) system power.

Model PSC-12 is rated at 12Amps (`Alarm') / 5Amps (Standby), and has a built-in battery charger, capable of charging up to 100 AH batteries.



PSX-12 → Power Supply Charger Module

The Power Supply Extender (Model PSX-12) is a high-current, auxiliary power supply that expands the main Model PSC-12 power supply and battery charger to an additional 24VDC of system power. Model PSX-12 is rated at 12 Amps.



PTB → Power Termination Board

Each Model PSC-12 comes packaged with a module known as the Power Termination Board (Model PTB). Model PTB is required for operation with Model PSC-12. Model PTB filters the power from the incoming AC mains, and distributes it to the Model PSC-12 power supply and the optional Model PSX-12 power-supply extender.

Model PTB has an optional connector that can be used during system installation, commissioning and service to provide the technician with a place to plug in their laptop PC, if required. Model AC-ADPT is an optional accessory cable that allows connection on one side to Model PTB, via a keyed connector and on the other end directly into the laptop's transformer.

Most laptop-computer external power transformers have removable AC power cords, which can be replaced by the optional Model AC-ADPT to temporarily provide an AC power source for laptop-PC usage during system installation, service and maintenance calls when needed.

SNU-ASSY → Single-Node Upload (SNU) Module

The Single-Node Upload (SNU) is an optional system module that provides a solution for having data configuration done remotely.

SNU can easily transmit data from a PC running the custom-configuration tool, *Zeus-C*, to a maximum 64 central processors.

Each SNU module has three (3) connectors: Power, Ethernet and USB. The data transported between the *Zeus-C* tool and SNU is made through a direct 128-bit, Secure Sockets Layer (SSL) connection.



Typical mounting set-up of a SNU module



DACT → Digital Alarm Communications

The Digital Alarm Communications Transmitter (Model FCA2015-U1) optionally provides a means for communication between either a Cerberus PRO Modular system; one (1) Fire Terminal (Model FT2050), and with either a central or remote monitoring station. Available communication protocols include: SIA DCS 8 | SIA DCS 20 | Ademco Contact ID. Additionally, each DACT can sync with IP and GSM communication technology.



XDACT-ASSY → XDACT Assembly

The XDACT Assembly (Model XDACT-ASSY) is the blank plate used for holding the optional Digital Alarm Communication Transmitter (DACT), Model FCA2015-U1 on Cerberus PRO Modular systems. Model XDACT-ASSY can be mounted on all CAB-series enclosures. Each assembly must be located in the Global Operator Interface cabinet for global configurations.



SSD Series → System Status Display

The System Status Display (SSD-series model displays) is a remote LED / LCD display that shows the local status of a Cerberus PRO Modular system. An LED illuminates when 'Alarm' | 'Supervisory' | 'Trouble', and 'Security' events occur on the system. A (4) four-line liquid-crystal display (LCD) will give details of the event in alphanumeric form.

The display can be toggled to display additional events. Optional remote system control capabilities are available. Models SSD-C, SSD-C-INT, and Model SSD-C-REM have three (3) additional control buttons to acknowledge events; silence audible circuits, and reset the system.

Models SSD-C and SSD-C-INT have an integral key-switch that enables these control buttons to operate. Model SSD-C-REM is located within a locked cabinet. So, no additional key-switch is required for manual activation of the control buttons.

RPM → Remote Printer Module



The Remote Printer Module (Model RPM) provides a means of connecting a Cerberus PRO Modular system

to a printer, such as Model PAL-1, for creating a hard copy of system status and configuration reports. Concurrently, Model RPM provides an output port that can be configured to communicate with external systems.



VNTPC → Virtual Network Tunnel

The Virtual Network Tunnel (VNT) is an efficient means for real-time communication, as well as providing support to HNET | XNET and DNET monitoring and supervision – when used as part of a Fire Command Center or a Building network. Each Model VNTPC is a fanless, headless industrial computer, receiving its operating power from a Cerberus PRO Modular panel.



Model SIM-16 Model OCM-16

SIM-16 → Supervised Input Module


The Supervised Input Module (Model SIM-16) is a remotely located, general-purpose input module. Model SIM-16 provides 16 input circuits for remote system monitoring.

Each input can be individually programmed as supervised (dry-contact only) or unsupervised (general-purpose input.) Model SIM-16 has two (2) 'Form C' relays. The relays and inputs are programmed using the system software-programming tool, Zeus-C.

OCM-16 → Output Control Module

The Output Control Module (Model OCM-16) is a remotely located, general-purpose output module that provides 16 open-collector outputs to drive LEDs, incandescent lamps or external relays. There is an additional output for a local audible and two (2) inputs for momentary lamp test, as well as local, audible silence switches.

Model OCM-16 is mounted in a separate enclosure from the main control panel.



C900V2 → Dialer-Capture Ethernet Module

The Dialer-Capture Ethernet Module (Model C900V2) links the data output of Model MDACT from the Cerberus PRO Modular FACP to an Ethernet connection – on a local-area network (LAN) or wide-area network (WAN) – for communication to a central station over the Internet.

Model C900V2 also allows Model MDACT to be optionally linked to the public switched telephone network (PSTN) for communication to a central station, via telephone lines.



MDACT → Multi-Point Digital Alarm Communicator Transmitter

The Multi-Point Digital Alarm Communicator Transmitter (Model MDACT) is used in Cerberus PRO Modular systems where point identification of system events is required at Central or Remote Receiving Stations. An intelligent RS-485 communications protocol transmits all system information to Model MDACT.

The installer selects the specific event or groups of events that are set to transmit from Model MDACT over phone lines to listed receiving station equipment.

In turn, Model MDACT can transmit point information, via the Ademco Contact ID and the SIA protocol. A mounting plate (Model MOM2-XMP), MOM-2 card cage, and an XMI Interface Card are required for installation.



Model CC-2



Model CC-5

CC-5 / CC-2 → Card Cages

The Model CC-5 / CC-2 card cages provide the physical mounting location and all wiring connection points for all fire-and-voice system options cards to each Cerberus PRO Modular system. Model CC-5 has five (5) slots, while Model CC-2 has two (2) slots.

All cards plugged into each CC-5 / CC-2 card cage communicate with other Cerberus PRO Modular system modules via a common data bus. Connectors are provided on the left and right side of the CC-5 to connect a 60-pin cable for communications with the Cerberus PRO Modular operator interface, power supplies and amplifiers modules.

Field wiring to devices and circuits terminates on the Models CC-5 / CC-2 card cages. All cards designed for use with the Models CC-5 / CC-2 route their field wiring terminations to the ‘top’ of the Model CC-5 / CC-2 card cages. These connections are all power limited. Internal wiring connections distribute 24VDC to cards or high-level audio signals (depending on application used) connect to the ‘bottom’ of the Model CC-5 / CC-2 card cages. These connections are all non-power limited.

All wiring connections to the Model CC-5 / CC-2 card cages are to removable terminal blocks. Terminal blocks are rated for use with wire sized 12 American Wire Gauge (AWG) to 24AWG. Each connector is numbered to make wiring terminations to the correct position on the terminal block simple in order to reduce potential system-wiring errors.




SCM-8 → Switch Control Module

The Switch Control Module (Model SCM-8) is a Cerberus PRO Modular system option module that provides manual control of the Emergency Voice Evacuation System or manual fire system control. Each Model SCM-8 module has eight (8) momentary push-button switches and 16 LEDs to indicate their status. Each switch is assigned two (2) LEDs and a label to indicate the Model SCM-8 switch is in use.

The label slides behind a clear, protective covering, and one of the LEDs assigned to each switch is a dual-color LED used to indicate what type of signal is active. Each Model SCM-8 and switch is fully programmable, and may be used to control speaker circuits and a wide range of general-system functions such as: ‘All Call’ | ‘All Evac’ | ‘Speaker’ | etc.

Any number of circuits may be grouped and controlled by a single switch. Switch usage and zone groupings are assigned using the Cerberus PRO Modular system-programming tool, *Zeus-C*.

Model SCM-8 is mounted on a hinged panel, as part of the Cerberus PRO Modular Command Console (C.C.) enclosure.




LCM-8 → LED Control Module

The LED Control Module (Model LCM-8) is a Cerberus PRO Modular system option module that provides LED annunciation for system activity. Each Model LCM-8 module contains eight (8) groups of two (2) LEDs – each of which can be assigned to desired outputs, via the Modular system-programming tool, *Zeus-C*.

Eight (8) LEDs are dual-color capable of emitting either in RED or GREEN – ‘Flashing’ or ‘Steady’. The remaining LEDs are AMBER – ‘Flashing’ or ‘Steady’. There is a space provided for labeling of LED functions. The label slides behind a clear, protective membrane.


Model LCM-8 dimensions are identical to Model SCM-8, and the LED control module is mounted on the same hinged panel, as part of the Cerberus PRO Modular C.C. enclosure.



FCM-6 → Fan Control Module

The Fan | Motor | Dampers Control Module (Model FCM-6) is a Cerberus PRO Modular system command-console option module that provides manual control of the fans, motors, and dampers used in building heating | ventilation | air-conditioning (HVAC) systems.

Each Model FCM-6 module provides six (6) sets of three (3) push-button switches for manual-system control. Each switch has three (3), associated LEDs to indicate Fan / Damper / Motor status: OFF (RED LED); ON (GREEN LED), ‘Trouble’ (YELLOW LED). When manually switched to the ON position, the GREEN LED will flash, indicating the output circuit used to turn on the Fan / Damper has activated. The GREEN LED will light to a steady green to indicate positive feedback of the Fan / Damper actually turning on (via a monitored input.)



IIC → Interface Isolation Card

The Interface Isolation Card (Model IIC) is designed to isolate network signals when used with a Cerberus PRO Modular Command Console (C.C.) ring configuration, via the network-ring card, Model NRC. Model IIC executes the aforementioned isolation by removing the backplane network signals from each Model CC-2 card cage. Model IIC also provides one (1) end of CAN termination on each side of Model CC-2.

Two (2) 60-pin interfaces are contained in each Model IIC: the male-ribbon-cable receptacle accepts the data from the cable of the previous Model CC-2 card cage, and the female-ribbon-cable receptacle plugs into the 60-pin receptacle of the next-in-line Model CC-2 card cage.



CAB1 → Single Row Enclosure

Model CAB1, the smallest of the Cerberus PRO Modular system enclosures, can house a single Model CAB-MP cabinet mounting plate for mounting card cages; power supplies, and bulk amplifiers. Model CAB1 also has four (4) mounting slots on the inner door for mounting the Cerberus PRO Modular Operator Interface and Model ID-MP switch module brackets.

Model CAB1 comes complete with a **black** back box; **black** inner and outer doors; a single lock and key set on the outer door; a single, installed cabinet mounting plate (Model CAB-MP), and a single, installed outer door lens plate (Model OD-LP). A **red** version (Model CAB1R) is also available.

Approximate size: 27" (68.6cm.) high; 26" (66cm.) wide, and 8" (20.3cm.) deep



CAB2 → Two-Row Enclosure

The Two-Row Enclosure (Model CAB2) is the mid-sized Cerberus PRO Modular system enclosure capable of housing up to two (2) Model CAB-MP cabinet mounting plates. The inner door has two (2) rows of four (4) mounting slots.

The outer door has space for mounting two (2) outer door plates (Models OD-LP, OD-BP or OD-GP), and can be configured to open from either side. Model CAB2 consists of the **black** Model CAB2-BB back box, the Model CAB2-BD **black** inner and outer door package, and one (1) Model OD-LP lens plate. The outer door has a single lock and key set installed. A **red** version (Model CAB2R) is also available, and a CAB2-RB back box is used with Model CAB2R.

Approximate size: 45" (114.3cm.) high, 26" (66cm.) wide, and 8" (20.3cm.) deep



CAB3 → Three-Row Enclosure

Model CAB3, the largest Cerberus PRO Modular system enclosure available, can house a maximum three (3) Model CAB-MP cabinet mounting plates in the enclosure, and three (3) rows of inner-door mounting slots.

The outer door can be configured to open from either side. Model CAB3 consists of the Model CAB3-BB back box, the Model CAB3-BD **black** inner and outer door package, and one (1) Model OD-LP lens plate. The outer door has two (2) locks and key sets installed. A **red** version (Model CAB3R) is also available.

Approximate size: 63" (160cm.) high, 26" (66.4cm.) wide, and 8" (20.3cm.) deep

REMBOX → Remote System Enclosures

Models REMBOX2 and REMBOX4 are Cerberus PRO Modular system enclosures that are used for remotely mounting inner-door modules, which include: the Cerberus PRO Modular Operator Interface and switch-control modules (Model SCM series).

Models REMBOX2 and REMBOX4 are thinner than regular Model CAB-series of enclosures – just 5" (12.7cm.) deep overall, and are perfect for mounting in limited-space areas (e.g. – office-complex lobbies or behind a receptionist's desk).

No card cages, power supplies or bulk amplifiers can be mounted in a given Model REMBOX-series enclosure due to their smaller depth. However, the Cerberus Modular Operator Interface and some modules (e.g. – the remote network interface module [Model RNI]; the output control module [Model OCM-16], and the supervised input module [Model SIM-16]) can be mounted in a given Model REMBOX-series enclosure.

Due to the depth of Models LVM and FMT, no Model OCM-16 or Model SIM-16 modules can be used simultaneously with Model LVM or Model FMT. Model REMBOX2 and Model REMBOX4 are designed for flush mounting with no trim kit required. Both enclosures also come with a clear lens plate on the cover.



REMBOX2 → Two-Module Remote Enclosures

Model REMBOX2 has two (2) inner-door module spaces, and can hold a single Cerberus PRO Modular Operator Interface, as well as up to two (2) switch-module brackets.

Model REMBOX2 can also mount a single RNI remote network interface on a bracket included in the backbox. A bracket, known as Model REMBOX2-MP, can be used to mount up to four (4) Model OCM-16 output control modules or SIM-16 supervised input modules.

A Model REMBOX2-MP must be purchased separately.

Approximate size: 18-1/2" (47cm.) high; 14-1/2" (36.8cm.) wide, & 5" (12.7cm.) deep



REMBOX4 → Four-Module Remote Enclosures

Model REMBOX4 has space for mounting four (4) inner-door modules. Any combination of an operator interface (two-module spaces); switch module brackets; Model LVM, or Model FMT (one-module space each) can be used. Unused module spaces can be covered with Model ID-SP blank plates. Model REMBOX4 can also mount a single, remote network interface (Model RNI) on a bracket included in the backbox.

A separately orderable bracket known as Model REMBOX4-MP can be used to mount up to eight (8) output control modules (Model OCM-16) or supervised input modules (SIM-16).

Approximate size: 24" (61cm.) wide, 18-1/2" (47cm.) high and 5" (12.7cm.) deep



CAB-MP → Cabinet Mounting Plate

The cabinet-mounting plate for Cerberus PRO Modular systems, Model CAB-MP, provides mounting for a single row of system modules housed in a Cerberus PRO Modular system enclosure. Up to four (4) module spaces are available on one (1) Model CAB-MP plate.

Each of these mounting plates is used to mount the Model CC-5 Card Cage; the Model CC-2 Card Cage; the Model PSC-12 power supply, and the Model PSX-12 power-supply extender for Cerberus PRO Modular fire-only systems.



ID-MP → Inner Door Mounting Plate

The inner-door mounting plate (Model ID-MP) is mounted on the inner door of any given Model CAB-series enclosure. Each Model ID-MP plate is used to mount switch-control modules (Model SCM-8); LED control modules (Model LCM-8), or fan-control modules (FCM-6). Four (4) mounting plates are included with one (1) order of Model ID-MP. Each mounting plate has four (4) spaces for control modules, and can hold either four (4) Model SCM-8 modules: one (1) control-module space for each actual module, or two (2) fan-control modules: two (2) module spaces per each Model FCM-6. Mounting combinations are possible. Blank spaces found in Model ID-MP plates can be covered using the blank-control module plate (Model BCM). Up to four (4) modules can be mounted on a single row of the inner door.



Blank Control Module Plate

BCM → Blank Control Module Plate

Blank Control Module Plates (Model BCM) can be mounted on a single ID-MP. Four (4) blank module plates are included with each order of Model BCM.



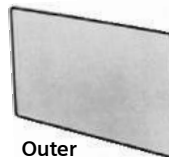
ID-SP → Inner Door, Single (blank) Plate

The inner door, single blank plate (Model ID-SP) is used to cover any single-module blank spaces within the inner door where no Cerberus PRO Modular Operator Interface or Model ID-MP is being used. Up to four (4) Model ID-SP modules can be mounted in a single row on the inner door. Two (2) blank plates are included with each order of Model ID-SP.


OD-LP → Outer Door Lens Plate

The outer-door lens plate (Model OD-LP) is a clear, plastic lens plate mounted on the outer door of a system cabinet. Model OD-LP is used to allow operators to see the system interface and controls mounted on the inner door, but restricts access to unauthorized users. The plate covers an entire row on the outer door.

One (1) single lens plate is included with each order of Model OD-LP.



Outer Door Lens Plate



OD-GP → Outer Door Grill Plate

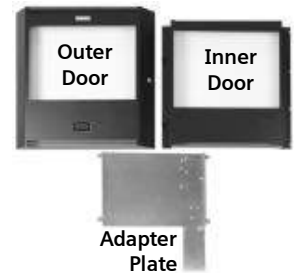
The outer-door grill plate (Model OD-GP) covers an entire row on the outer door of a system cabinet, but has four (4) rows of ventilation louvers on it. Model OD-GP is mounted in front of system bulk amplifiers, card amplifiers, or other modules that generate heat. Using Model OD-GP will permit airflow across these modules to aid in heat dissipation.

One (1) grill plate is included with each order of Model OD-GP.



OD-BP → Outer Door Blank Plate

The outer-door blank plate (Model OD-BP), which mounts on the outer door of a Cerberus PRO Modular enclosure, entirely covers an unused row found on a Cerberus PRO Modular system cabinet.

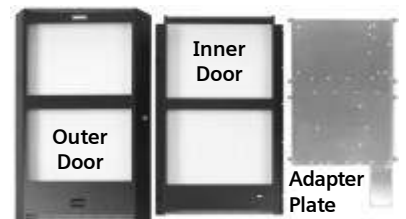


Adapter Plate

XLS-MSE2/R-ADPT → Enclosure Adapter

Model XLS-MSE2-ADPT, which must be used in conjunction with Model CAB-MP plates, is an adapter that allows Cerberus PRO Modular cards to be mounted in older-generation MXL Model MSE-2-series small **black** enclosures.

Model XLS-MSE2R-ADPT, which must be used in conjunction with Model CAB-MP plates, is an adapter that allows Cerberus PRO Modular cards to be mounted in older-generation MXL Model MSE-2R small **red** enclosures.




Adapter Plate

XLS-MME3/R-ADPT → Enclosure Adapter

Model XLS-MME3-ADPT, which must be used in conjunction with Model CAB-MP plates, is an adapter that allows Cerberus PRO Modular cards to be mounted in older-generation MXL Model MME-3-series or Model MBR-2 medium **black** enclosures.


Model XLS-MME3R-ADPT, which must be used in conjunction with Model CAB-MP plates, is an adapter that allows Cerberus PRO Modular cards to be mounted in older-generation MXL Model MME-3R medium **red** enclosures.



XLS-MSE3/R-ADPT → Enclosure Adapters

Model XLS-MSE3-ADPT is an adapter that allows Cerberus PRO Modular cards to be mounted in older-generation MXL-IQ Model MSE-3L or Model MSE-3M **black** enclosure.


Model XLS-MSE3R-ADPT is an adapter that allows Cerberus PRO Modular cards to be mounted in older-generation MXL-IQ Model MSE-3LR or Model MSE-3MR **red** enclosure.



XLS-RCC13F/R-ADPT → Enclosure Adapter

Model XLS-RCC13F-ADPT is an adapter that allows the Cerberus PRO Modular Model SSD/-C series remote annunciator to be mounted in older-generation Model RCC-1F or Model RCC-3F **black**, flush-mount enclosure.

Model XLS-RCC13FR-ADPT is an adapter that allows the Model SSD/-C series to be mounted in older-generation RCC-1FR and RCC-3FR, **red** flush-mount enclosure.



XLS-RCC-1-ADPT → Enclosure Adapter

Model XLS-RCC1-ADPT is an adapter that allows the Cerberus PRO Modular Model SSD/-C series remote annunciator to be mounted in older-generation Model RCC-1 surface-mount enclosure.



CAB2-XBD

Remote Transponders

Cerberus PRO Modular systems can use remote transponders for mounting additional modules such as amplifiers without requiring a Cerberus PRO Modular Operator Interface or any control switches. Special doors are available for systems using Model CAB-2 or Model CAB-3 remote transponders. These doors (Models CAB2-XBD and CAB3-XBD) omit the unused inner door, and come complete with ventilation louvers built into the door.

Model CAB2-XBD fits into Model CAB2-BB, and Model CAB3-XBD fits into Model CAB3-BB. Model CAB2-XBD and CAB3-XBD are supplied in **black**. **Red** versions (Models CAB2-XRD and CAB3-XRD) are also available. Complete box and door kits are available, Models CAB2-X and CAB3-X.

Enclosure Trim Kits

Trim kits are available for all Cerberus PRO Modular system enclosures for semi-flush mounting applications. Model CAB1-TK (for black enclosures) and the Model CAB1R-TK (for red enclosures) fit inside the Models CAB1 and CAB1R enclosures. Similarly, Models CAB2-TK and CAB-2R-TK fit inside the Model CAB-2 enclosure, while Models CAB3-TK and CAB3R-TK fit the Model CAB-3 enclosure.



Model VPM

Model VESDA-HLI-KIT

VESDA High Level Interface

The Very Early Smoke Detection Aspiration (VESDA) Peripheral Module (Model VPM) and the VESDA High-Level Interface Kit (Model VESDA-HLI-KIT) are optional system modules that work in conjunction to provide bi-directional communication between the Modular FACP and multiple VESDA detection networks for the following types of VESDA detectors:

- LaserCOMPACT
- LaserFOCUS
- LaserPLUS
- LaserSCANNER

Model VPM allows each Cerberus PRO Modular FACP to annunciate 'Alert,' 'Action,' 'Fire 1,' and 'Fire 2' levels, as well as provide 'faults' from any zone on a connected VESDA network.

The VPM Mounting plate (Model VPM-MP) allows mounting one (1) Model VPM and two (2) of Model VESDAHLI-KIT inside a standard Model CAB1, Model CAB2 or Model CAB3 enclosure.

Model VPM-MP utilizes two (2) module spaces on a single row of each enclosure.



Model FT-GLS

FT-GLS — Replacement Glass

Additional replacement glass for Model FC300S is orderable as Model FT-GLS.



XDMC

XDMC → Digital Message Card

The Digital Message Card (Model XDMC) provides the capability of programming and sounding custom voice messages for Evacuation, Alert, Tornado Warning, System Testing and other emergency and non-emergency building notifications.

Model XDMC, which serves as a Cerberus PRO Modular option module, plugs into an available expansion slot in the Model CC-2 / CC-5 card cage. Up to two (2) Model XDMC modules can be supported on a single Cerberus PRO Modular panel. Each Model XDMC can be programmed for up to 300 different custom messages.



ALCC

ALCC → Audio Level Conversion Card

The Audio Level Conversion Card (Model ALCC) provides the capability of conducting a global-emergency page across multiple, remote Cerberus PRO Modular panels with each audio riser holding a maximum of 63 nodes.

The emergency page originates at a Cerberus PRO Modular global paging station, where it is broadcast at 70VRMS over an audio riser, in conjunction with the 40W Amplifier Card, Model ZAC-40.



FB-300 with FTS

Remote Telephone Stations

Remote telephone stations for the emergency telephone system consist of a handset-with-hook assembly; a wall-mounted back box, and a locked door with a breakable glass panel.

Models FTS | FTS-P | FTS-C | FTS-CL | FTS-PLC Remote Telephone Stations consist of a handset; a black plate; handset cradle with magnetic switch mounted to the back plate, and a connection cable from the handset to the back plate.

The -P designates that a momentary, push-to-talk button is included in the handset. The -C designates that an armored cable is used in place of a coiled, retractable cord between the handset and the back plate. The -L designates that a LED is mounted to the back plate to indicate two-way contact is established between the telephone and Model FMT.

The remote telephone station must be used with either remote telephone-station back box, Models FB-300 or FB-301S. Model FB-300 is used for flush-mount configurations, and Model FB-301S is used for surface-mount configurations.

The remote station / back-box assembly also requires the Model FC-300S cover with key-lock door and breakable glass.



FJ-304

Remote Telephone Jacks

Remote Telephone Jacks, (Models FJ-303 | FJ-303SS | FJ-304 | FJ-304SS) are connected to the emergency telephone system. The jacks are wired to the telephone zone circuits, via the Model TZC-8B Telephone Zone Card located in the Cerberus PRO Modular system enclosure.

There is no limit to the number of remote telephone jacks that can be connected to a single telephone zone circuit. The remote telephone jacks are mounted to a single-gang electrical box. Models FJ-303 and FJ-303SS have flying leads connected to the phone jack, while Models FJ-304 and FJ-304SS have screw terminals.

Models FJ-303 and FJ-304 have a red-baked, enamel finish with a white silk-screened telephone handset icon, and Models FJ303SS and FJ-303SS have a brushed, stainless-steel finish with the handset icon.



PFT-series

Portable Firefighters' Telephones

Portable Firefighters' Telephones (Models PFT and PFT-P) are available for field connection to the emergency telephone system. Each phone consists of a rugged, high-impact plastic handset with a red, coiled phone cord attached to the PFT. A 1/4" (0.64 cm.) phone-plug assembly is attached to the end of the phone cord for connection to the field-mounted phone jacks.

Model PFT-P includes a momentary spring-action, push-to-talk switch mounted in the handset. The push-to-talk switch subsequently allows users to depress the button to activate the mouthpiece of the handset when speaking.

The Model MTE-2 Telephone Enclosure includes the enclosure and door with clear lens, and can be used to store a maximum six (6) PFT or PFT-P telephone handsets in a locked cabinet.



AIC → Audio Input Card

The Audio Input Card (Model AIC) provides two (2) external, isolated analog inputs to the Cerberus PRO Modular fire-with-voice systems. Model AIC also provides two (2) dry-contact inputs, used to separately activate the two (2) audio inputs.

The two (2) external, isolated analog inputs connect to the panel for functionality of external sources that use a TRS connector (e.g. – external handheld audio players | receivers; portable compact-disc players).



TZC-8B → Firefighters' Telephone Zone Card

The firefighters' telephone zone card provides a way for emergency-response personnel located throughout a building to speak to one another during emergency situations.

Model TZC-8B is a Cerberus PRO Modular option module that plugs into a Model CC-2 or CC-5 card cage, providing eight (8) firefighters telephone zones. The zones have an off-hook 'acknowledge' tone, as well as a command-console 'busy' tone.

Each telephone zone uses a single pair of wires, and is individually supervised in a 'Class B' type mode. Field wires are connected to one or more phone jacks or stations. Zones are also individually power limited, per NEC 760, and each zone also contains transient protection.

A maximum five (5) telephone stations may be off-hook simultaneously in a conferencing-line mode with no loss of audio quality.



FMT → Replacement Glass

Model FMT provides firefighters with an emergency telephone system for communication with remote locations.

Model FMT mounts to the rear of the inner door of a Model CAB 1, Model CAB2, Model CAB3, or Model REMBOX4 Enclosure. Model FMT includes a handset for the operator of the telephone system.

The firefighters' telephone unit is designed for maximum performance in communication. The circuitry for Model FMT allows the master telephone and at least five (5) telephone stations to be off-hook simultaneously with no degradation of audio quality.

Model FMT also supports a 'warden's page' function, which allows live voice announcements from any remote telephone. Telephone zone call-ins are announced on the appropriate Model SCM-8 switch module.

Remote stations receive an 'Acknowledge' tone when dialing into the command center prior to the call being answered, indicating a call-in in progress and a 'busy' tone if calling into the command center and another telephone zone is already online.

Diagnostic LEDs are located on the back of Model FMT in order to simultaneously indicate power has been applied to the module, as well as failure of the card, CAN communication or telephone.



ZAC-40 → Zone Amplifier Card (40 Watt)

Model ZAC-40 is a combination 40-Watt, amplifier / speaker zone for use with Cerberus PRO Modular. Style 'Y', 'Z' or 'A' / 'B' speaker-zone wiring configurations are supported. Model ZAC-40 is power limited, and can be configured to provide 40 Watts of audio at 25VRMS or 70VRMS. Model ZAC-40 is a plug-in card that mounts in a Model CC-5 or CC-2 card cage.

Model ZAC-40 is capable of amplifying any of the eight (8) digital audio channels that are transmitted from Model DAC-NET, via the Audio Serial Interface, Model ASI.

Model ZAC-40 is supervised for functionality, and provides a single, 40-Watt speaker zone that supports two (2) speaker circuits. Model ZAC-40 can be used for (1) one-to-eight (8) channel applications, or as a bulk amplifier for (1) one-or-two (2) channel applications – feeding high-level audio to Models ZIC-4A and ZIC-8B. Model ZAC-40 can also be used for single-channel applications feeding high-level audio to Model HCP.



ZAM-180

ZAM-180 → Zone Amplifier Module (180 Watt)

Model ZAM-180 is a combination 180-Watt, amplifier / speaker zone for use with Cerberus PRO Modular. Style 'Y', 'Z' speaker-zone wiring is supported, as well as split-zone or ('A' / 'B') speaker-zone-wiring configuration on Style 'Y'.

Model ZAM-180 can be configured to provide 150 Watts of audio at 25VRMS or 180 Watts of audio at 70VRMS.

Model ZAM-180 mounts in one (1) module space directly on the back box or optional Model CAB-MP mounting plate.

Model ZAM-180 is capable of amplifying any one (1) of the eight (8) digital-audio channels that are transmitted from Model DAC-NET (Digital Audio Card), via the digital audio bus: Model ASI (Audio Serial Interface). Model ZAM-180 amplifier is supervised for functionality.


Model ZAM-180 can be used as a single 180 Watt speaker zone for (1) one-to-eight (8) channel applications or as a bulk amplifier for (1) one-or-two (2) channel applications feeding high-level audio to Model ZIC-4A or Model ZIC-8B.



LPB → Local Page Board

The Local Page Board (Model LPB) is used to connect the microphone – mounted inside the Live Voice Module (Model LVM) – and the voice-internal telephone system. Model LPB is a plug-on board to Model DAC-NET, and converts the two (2) analog input signals into the system's internal digital format.

Up to five (5) Model LVMs can be connected to Model LPB. Additionally, Model LPB provides one (1) analog output to connect to the monitor speaker, which is mounted inside Model LVM. The one (1) analog output is one (1) of eight (8) voice-internal audio channels selectable at the Modular panel.



DAC-NET → Digital Audio Card

Model DAC-NET provides the audio source for the Cerberus PRO Modular Voice Evacuation System, as well as D-NET network communication to and from the Cerberus PRO Modular Operator Interface and between enclosures.

Model DAC-NET transmits eight (8) digital channels of audio, via two (2) pairs of wire. One (1) Model DAC-NET is required in each Cerberus PRO Modular enclosure.

A maximum 32 Model DAC-NET cards are allowed on a single Cerberus PRO Modular panel. Model DAC-NET can be wired `Class A' (Style 7) (four [4] pairs of wires) or `Class B' (Style 4) (two [2] pairs of wires). Model DAC-NET card plugs into one (1) slot in the Model CC-5 or CC-2 card cage, and has on-board LEDs for system status and troubleshooting.

Indication of power, communication, internal operation, ground fault, and trouble conditions are provided. Model DAC-NET Card contains an on-board microprocessor that provides communication with switch modules, LED modules, microphone, telephone zone cards, and zone amplifiers across the Control Area Network CAN Bus.

Model DAC-NET can supervise up to 99 CAN address modules, and contains on-board tones and pre-recorded EVAC and ALERT messages. Custom messages or tones can also be downloaded to Model DAC-NET using the Cerberus PRO Modular software tool, Zeus-C, for a total of five minutes of storage memory.



LVM

LVM → Live Voice Module

Model LVM provides a supervised, high-quality and dynamic microphone as a means of sending live voice messages to specified audio zones. Model LVM mounts on the inner door of a Model CAB1, Model CAB2, Model CAB3 or remote lobby enclosure. Model LVM includes a microphone with a push-to-talk switch and retractable coiled cord. The microphone and push-to-talk switch are fully supervised.

Model LVM also provides a green pre-announce LED that indicates the pre-announce signal is active at the selected zones and a green ready to page LED, which indicates selected zones are ready to be paged. The pre-announce signal can be programmed as a tone or message and the duration is adjustable from 0 to 10 seconds in one-second increments.

A built-in speaker with volume control allows the monitoring of the audio channels.

The front panel of Model LVM contains six (6) switches and six (6) pairs of LEDs. Each pair contains one (1) dual-color (RED / GREEN) and LED. These switches can be programmed for manual voice functions as well as for generic system commands. When the switches are used as generic switches, all LEDs can be programmed for ON | OFF or FLASHING.

Details for Ordering

MODEL OR TYPE	PART NUMBER	PRODUCT
AC-ADPT	500-633992	Technician Laptop-Power Connector
AIC	500-035300	Audio-Input Card
ALCC	500-650127	Audio-Level Conversion Card
BCM	500-033320	Blank Control Module Plate [Four (4) per package]
C900V2	S54430-C13-A2	Dialer-Capture Ethernet Module
CAB1	500-633007	Complete Single-Row Cabinet, black
CAB1R	500-633728	Complete Single-Row Cabinet, red
CAB1-TK	500-633013	Single-Row Trim-kit Cabinet, black
CAB1R-TK	500-633729	Single-Row Trim-kit Cabinet, red
CAB2-BB	500-633009	Two-Row Back Box, black
CAB2-RB	500-634941	Two-Row Back Box, red
CAB2-BD	500-633008	Two-Row Inner & Outer Door Set, black
CAB2-RD	500-633755	Two-Row Inner & Outer Door Set, red

Details for Ordering

MODEL OR TYPE	PART NUMBER	PRODUCT
CAB2-TK	500-633014	Two-Row Trim-kit Cabinet, black
CAB2R-TK	500-633753	Two-Row Trim-kit Cabinet, red
CAB2-XBD	500-633768	CAB2 Transponder Door
CAB2-XRD	500-633792	Medium-Enclosure Transponder Door [mounts to Model CAB2-RB]
CAB3-BB	500-633011	Three-Row Back Box, black
CAB3-RB	500-634942	Three-Row Back Box, red
CAB3-BD	500-633010	Three-Row Inner & Outer Door Set, black
CAB3-RD	500-633757	Three-Row Inner & Outer Door Set, red
CAB3-TK	500-633015	Three-Row Trim-kit Cabinet, black
CAB3R-TK	500-633754	Three-Row Trim-kit Cabinet, red
CAB3-XBD	500-633769	CAB3 Transponder Door
CAB3XRD	500-633793	Large-Enclosure Transponder Door [mounts to Model CAB3-RB]
CAB-MP	500-633012	Back Box Module Mounting Plate
CAB-55-BRKT	S54430-B1-A1	Bracket to hold down 55AH batteries in CAB-BATT enclosure
CAB-100-BRKT	S54430-B2-A1	Bracket to hold down 100AH batteries in CAB-BATT enclosure
CCL	599-634214	CAN Cable 3 ft. (91.4 cm.) Length required for: SCM / LCM / FCM modules from Models CC-5 / CC-2 Inner Doors, and from row-to-row on Model CAB-series Inner Doors
CC-2	500-633440	Two-Slot Card Cage
CC-5	500-633037	Five-Slot Card Cage
CDC-4	500-034200	Conventional Detector Card
COM-BRK	S54430-B7-A1	Communications Bracket
CRC-6	500-033250	Controllable Relay Card
CSB	500-033150	CAN Sounder Board
DAC-NET	500-035100	Digital Audio Card
DCT-P	500-699291	MDOACT Programmer
ENCL-01	S54465-C63-A1	SNU Enclosure (w/ key-lock)
FB-300	500-680587	Remote Telephone Stations
FCM-6	500-033140	Fan-Control Module Switches [ON OFF AUTO]
FCM2041-U3	S54430-C18-A1	Operator Interface for Cerberus PRO Modular
FJ-304	500-692670	Remote Telephone Jacks
FMT	500-034100	Fireman's Main Telephone

Details for Ordering – (continued)

MODEL OR TYPE	PART NUMBER	PRODUCT
GPMI-3	S54430-C25-A1	Global Operator Interface (v3)
GPMI-HW-KEY	S54430-C22-A1	Hardware key for Modular Global Operation
HCP	500-034860	Intelligent Control Point
HLIM	500-033170	Line Isolator Module
ID-MP	500-633027	Inner-Door Enclosure Mounting Plate [four (4) per package]
ID-SP	500-633028	Single-Door Inner-Door Enclosure Mounting Plate [two (2) per package]
IIC	500-850328	Interface Isolation Card
LCM-8	500-033100	LED Annunciator Module [ON OFF AUTO]
LPB	500-035200	Local Page Board
LVM	500-034090	Live Voice Module
MDACT	500-699254	Multi-Point Digital Alarm Communication Transmitter
MLC	S54431-B4-A1	MXL Addressable-Device Line Card
NIC-C	500-033240	Network Interface Card
NRC	S54430-A2-A1	Network Ring Card: 2 nd Generation
PMI-1 UPLD-CBL	S54430-A4-A1	Serial Adapter Cable for USB-to-serial-converter connection between single-node upload assemblies and 1 st - version central processors
PS-5A	500-492369	Aux (5V) Power Module
PSC-12	500-033340	Power Supply Charger
PSC-ISO-CBL	S54430-K4-A1	Optional Cable Extender (for use with two [2] Model PSC-12s)
PSX-12	500-034120	12A Pwr. Supply Extender
PTB	500-033390	Pwr. Termination Board

MODEL OR TYPE	PART NUMBER	PRODUCT
SCM-8	500-033040	Switch Module (eight [8] switches)
SIM-16	500-034060	Supervised Input Module
SNU-ASSY	S54430-A3-A1	SNU Processor with USB cables (w/ SNU IOM)
SNU-KIT	S54430-C19-A1	Single-Node Upload (SNU) Kit
SSD	500-034170	System-Status Display
SSD-C	500-648733	System-Status Display with control
SSD-INT	500-034740	System-Status Display [w/ multi-lingual overlays]
SSD-C-INT	500-034750	System-Status Display with control [w/ multi-lingual overlays]
SSD-C-REM	500-634773	System-Status Display w/ control [for remote lobby enclosure]
TZC-8B	500-034110	Firefighter's Telephone Zone Card
VESDA-HLI-KIT	S54430-F99-A2	VESDA High-Level Interface Kit
VNTPC	500-650490	Virtual Network Tunnel
VPM	S54430-F93-A2	VESDA Peripheral Module
VPM-MP	S54430-F95-A2	Mounting Plate for the VESDA Peripheral Module
ZAC-40	500-035400	40W Zone-Amplifier Card
ZAM-180	500-035600	180W Zone-Amp. Card
XDACT-ASSY	S54430-A5-A1	XDACT Mounting Plate (with cable)
XDLC	S54430-B8-A1	Device Loop Card
XDMC	S54430-B5-A1	Digital Message Card

MODEL OR TYPE	PART NUMBER	PRODUCT
XLS-EXT-CABLE-PKG	S54430-K1-A1	5 ft. (1.5m) 60-pin cable 5 ft. (1.5m) CAN cable Long ground-strap cable
XLS-MLE6-ADPT	S54430-C9-A1	MLE-6 Enclosure Adapter, black
XLS-MLE6R-ADPT	S54430-C9-A2	MLE-6R Enclosure Adapter, red
XLS-MME3-ADPT	S54430-C8-A1	MME-3 and MBR-2 enclosure adapters, black
XLS-MME3R-ADPT	S54430-C8-A2	MME-3 and MBR-2 encl. adapters, red
XLS-MSE2-ADPT	S54430-C7-A1	MSE-2 enclosure adapter, black
XLS-MSE2R-ADPT	S54430-C7-A2	MSE-2 enclosure adapter, red
XLS-MSE3-ADPT	S54430-C14-A1	MXL-IQ MSE-3L & MSE-3M enclosure adapters, black
XLS-MSE3R-ADPT	S54430-C14-A2	MXL-IQ MSE-3L & MSE-3M enclosure adapters, red
XLS-RCC1-ADPT	S54430-Z14-A1	RCC-1 enclosure adapter, black
XLS-RCC13F-ADPT	S54430-Z13-A1	RCC-1F RCC-3F enclosure adapter, black
XLS-RCC13FR-ADPT	S54430-Z13-A2	RCC-1F RCC-3F enclosure adapter, red
ZIC-2C	500-648671	Two-Channel Adapter Card (via Model ZIC-8B)
ZIC-4A	500-033050	Four-Circuit-Zone Indicating Card
ZIC-8B	500-648670	Eight-Circuit-Zone Indicating Card

NOTICE – The information contained in this data-sheet document is intended only as a summary, and is subject to change without notice. The product(s) described here has/have a specific instruction sheet(s) that cover various technical, limitation and liability information.

Copies of install-type, instruction sheets – as well as the *General Product Warning and Limitations* document, which also contains important data, are provided with the product, and are available from the Manufacturer.

Data contained in the aforesaid type of documentation should be consulted with a fire-safety professional before specifying or using the product.

Any further questions or assistance concerning particular problems that might arise, relative to the proper functioning of the equipment, please contact the Manufacturer.

SIEMENS

Cerberus® PRO

Siemens Industry, Inc.
Smart Infrastructure - Building Products
8 Fernwood Road • Florham Park, NJ 07932
Tel: (973) 593-2600

May 2019
(Rev. 5)