



FirePro.

FPC-4R

Fire Protection Controller

Data Sheet

Issue July 2018
Version 3.0



Reinventing
Fire Suppression

1. Description

The **FirePro** electrical panel protection module is capable of detecting fire by using the linear heat detector cable and activating the condensed aerosol fire extinguishing units automatically in an electrical cabinet.

Two input terminals LHD 1 & LHD 2 are available for connecting the linear heat detector cables. Two output terminals AG1 & AG2 are available for connecting the condensed aerosol fire extinguishing units.

The electrical panel protection module FPC-4RV3 has the ability to have primary and secondary power sources, capable each, individually or combined, of providing the necessary amperage to activate the two condensed aerosol fire suppression units. Internally uses a 3V battery (secondary source) and externally uses any DC power supply between the range of 6-30VDC (primary source). An LED indicator is available to indicate the status of the external primary source.

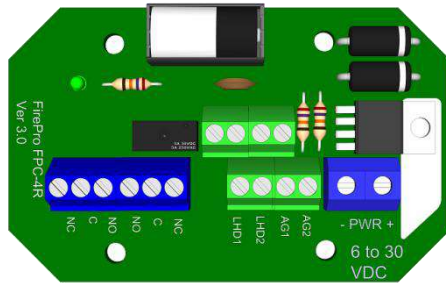


Figure 1

The FPC-4RV3 module has a voltage-free relay for activating other devices such as the fire alarm panel or to be used as a switch for the power-off of devices such as cooling fans. Multiple system configurations can be achieved by using the FPC-4RV3 module. The relay of the first in sequence FPC-4RV3 can be linked to the next in sequence FPC-4RV3 module. As a result, each unit will activate the other.

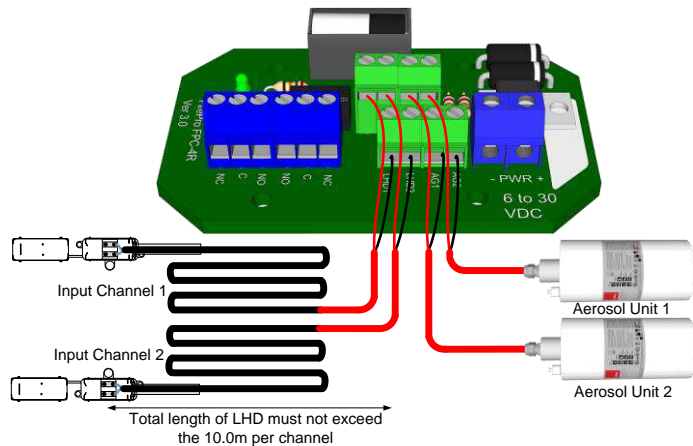


Figure 2

2.0 Installation guidelines:

The Linear heat detector cable must be installed on the inside of the top metal cover of the electrical panel.

The FPC-4RV3 module must be installed internally (if possible) in the electrical panel, at side and at a distance from the top site around 10cm-20cm.

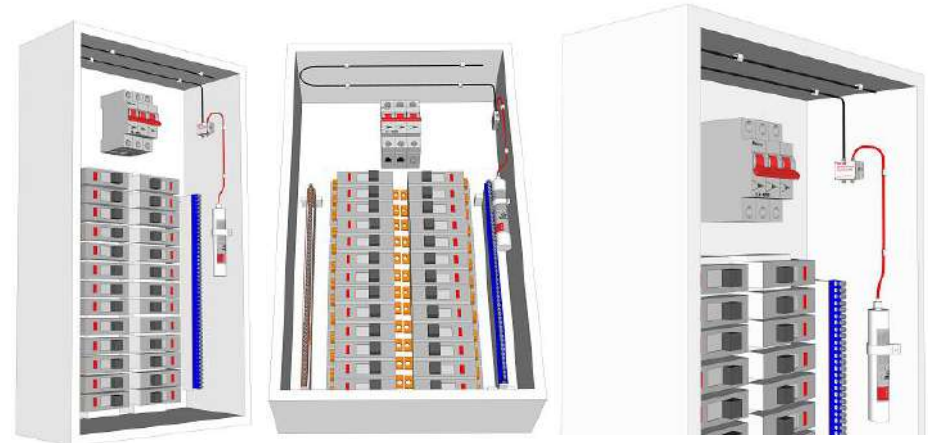




Figure 3

3.0 Specifications:

| FPC-4RV3 | Terminals |  |  |
|-------------------|-----------|--|--|
| | | FPC-4RM in metal box | FPC-4R in plastic box |
| Dimensions | | 11.7cm X 11.7cm X 4.8cm | 10.2cm X 7.0cm X 5.0cm |
| I/P terminal | LHD1 | Linear Heat Detector cable max 10m length | |
| I/P terminal | LHD2 | Linear Heat Detector cable max 10m length | |
| I/P terminal | PWR | 6 to 30Vdc (Primary Power Source) | |
| Battery | CR2 (3V) | 3Vdc Lithium battery (Secondary Power Source) | |
| O/P terminal | AG1 | Aerosol Generator 1 | |
| O/P terminal | AG2 | Aerosol Generator 2 | |
| Double Pole Relay | C | Channel 1, Common | |
| | NO | Channel 1, Normally Open | |
| | NC | Channel 1, Normally Close | |
| | C | Channel 2, Common | |
| | NO | Channel 2, Normally Open | |
| | NC | Channel 2, Normally Close | |
| I/P Rating | | IP30 | IP65 |

DISCLAIMER

FirePro Systems makes no representations or warranties of any kind, either express or implied, statutory or otherwise, including but not limited to warranties of merchantability, fitness for a particular purpose, of title, or of non-infringement of third party rights, including the intellectual property rights of others.

Any information provided by FirePro Systems, relevant to the system engineering of the project is indicative and for guidance purposes only.

It is the contractor's responsibility to verify whether any circuit design is compatible with the equipment used in the system. Furthermore, the responsibility for the preparation and/ or approval of a project, subject to its specifications/ technical features and its related documentation, designs or drawings adherence (e.g. design documentation, construction, as-built drawings, circuit diagram, cable lengths and voltage drop calculations, etc.) to local, national and international laws and regulations, falls entirely within the scope of the contractor/ consultant assigned for the installation and commissioning.

LIMITATION OF LIABILITY

In no event, regardless of cause, shall FirePro Systems be liable for any indirect, special, incidental, punitive or consequential damages of any kind, whether arising under breach of contract, tort (including negligence), strict liability or otherwise, even if advised of the possibility of such damages.

NOTE

FirePro is constantly updating its products and systems to the state of the art and therefore reserves the right to make changes in design, equipment and technology. You cannot therefore base any claims on the data, illustrations or descriptions contained in this literature.



FirePro Systems

8 Faleas Street, Agios Athanasios Industrial Area, CY-4101 Limassol, Cyprus - EU
Tel.: +357 25 379999 | Fax: +357 25 354432 | Email: mail@firepro.com

www.firepro.com