SIEMENS
Ingenuity for life

Cerberus PRO – C-NET devices

Planning Tool

siemens.com/cerberus

Aspirating smoke detection

	FDA221	FDA241
Detection modes: Ultra sense Automatic discrimination Robust	 ✓ 	 ✓ ✓ ✓
Communication protocol	FDnet/C-NET	FDnet/C-NET
Operating voltage	DC 19...30 V	DC 19...30 V
Sound level	– High 33 dB – Medium 30 dB – Low 26 dB	– High 37 dB – Medium 33 dB – Low 30 dB
Display	– 3 alarm state indicators – Fault indicator – Bargraph for smoke and airflow level	– 4 alarm state indicators – Purge, dust, fault indicator – Bargraph for smoke and airflow level
Area coverage	up to 500 m²	up to 800 m²
Alarm threshold	– Prealarm and fire 1 (5 parameter sets) 0.14...2.0% obs/m – Fire 2 (5 parameter sets) 6.0...20% obs/m	– Inspect, prealarm and fire 1 (10 parameter sets) 0.03...2.0% obs/m – Fire 2 (10 parameter sets) 2.0...20% obs/m
Air inlet pipe	Metric: 21 mm ID...25 mm OD	Metric: 21 mm ID...25 mm OD
Pipe length	– 30 m single pipe length – 50 m total pipe length	– 60 m single pipe length – 120 m total pipe length
Relay outputs	3x 2 A / 30 V	4x 2 A / 30 V
Terminals	0.2...2.5 mm² (AWG 12...30)	0.2...2.5 mm² (AWG 12...30)
Dimensions (WxHxD)	162x285x120 mm	162x285x120 mm
Operating current	– 150 mA nominal – 250 mA in alarm	– 150 mA nominal – 250 mA in alarm
Operating temperature	-20...+60 °C	-20...+60 °C
Relative humidity	5...95% rel. (no condensation)	5...95% rel. (no condensation)
Protection category	IP30	IP30
Data sheet	A6V10331032	A6V10331032
Approvals – CPR – VdS	 – 0786-CPR-21270 – G213050	 – 0786-CPR-21270 – G213050

The aspirating smoke detector continually takes air from the monitored room using a connected pipe system with defined aspirating holes.

The position and size of the aspirating holes are calculated with the ‚FXS2056 ASD Asyst tool V2' software.

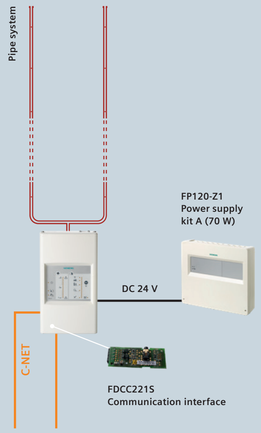

Cerberus PRO – enjoy protecting

Powerful control panels, clever fire detectors and smart peripheral devices. This is what our comprehensive Cerberus™ PRO family offers. The overview below demonstrates the most important system components.

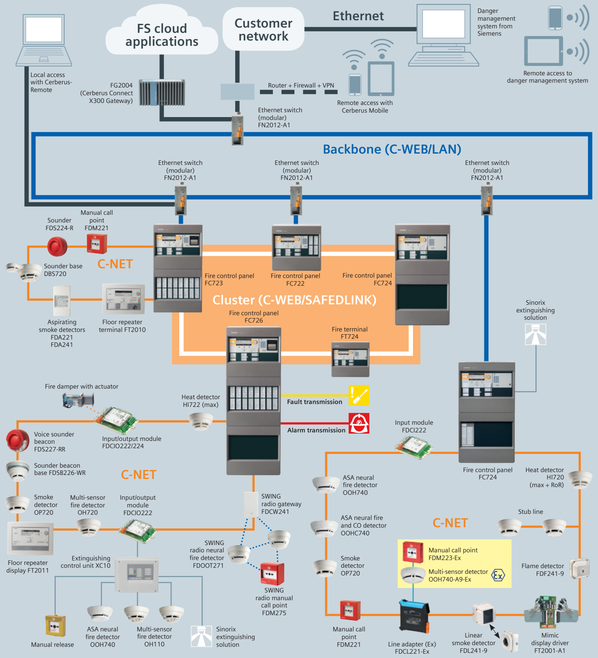

Important notice:
Simplified drawing without additional network hardware and safety components. Allowed configurations are described in the document "Network Security Guidelines", Doc. ID A6V101039439. Contact your Siemens IT Security expert for details.

Highlights for alarming

In the event of a fire it is essential to alert and evacuate people as fast as possible. A wide product portfolio range offers alarm devices for acoustic and optical alarming. All devices are loop powered and constantly monitored.

Sounder

The sounder creates an acoustic alarm signal in case of an event. All devices offers a broad range of tone patterns. The acoustic perception is outstanding because all tones are synchronized.
– Certified for acoustic alarming according EN 54-3
– 3 different sound levels are selectable (minimum / medium / maximum)
– 16 integrated tone patterns



Voice

The devices with voice messages are able to play a precise voice instruction for different events in the building. With help of a voice message, the evacuation process is faster and the building occupants receive clear instructions.
– Certified for acoustic alarming according EN 54-3.
A voice message can be emitted in one or two languages with an attention tone:

Languages (15 integrated, 2 customizable)
– English
– German
– French
– Italian
– Spanisch
– English UK
– Dutch
– Sweden
– Norwegian
– Finish
– Danish
– Polish
– Portuguese
– Turkish
– Russian
– Custom language 1
– Custom language 2

Message categories (5 predefined, 2 customizable)
– EVAC FIRE
– EVAC EMERGENCY
– ALERT
– TEST
– ALL-CLEAR
– Custom message 1
– Custom message 2

Customer-specific voice message
1. Order the service "Conversion of voice message FDSS227" to create a customer-specific audio library
2. Order customer-specific devices (...C) with custom audio library ID

Example for Voice messages in English
– EVAC FIRE — Attention please, this is a fire alarm! Please leave the building immediately by the marked available exits.
– EVAC EMERGENCY — Attention please, this is an emergency. Please leave the building by the marked available exits.
– ALERT — Attention, an incident has been reported in the building, please await further instructions.
– TEST — This is a test message, no action is required.
– ALL-CLEAR — Attention please! All clear! The building alert has been resolved. All clear!

Beacon

Addressing two senses – an optical and an acoustical signal – speeds up the alert and evacuation process. We increase the awareness of the optical signal with a high flash intensity and a very short pulse length. The device has multiple options for brightness which can be adjusted according to the room size.
– Certified for optical alarming according EN 54-23
– Additional light intensity setting (supplementary optical indication) designed for system extensions or migration.

Wall devices

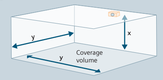

Category W – wall mounting

White LED		Red LED	
High:	W-3.2-10	High:	W-2.8-8.8
Mid:	W-2.4-7.5	Mid:	W-2.4-7.5
Low:	O-2-6.2	Low:	O-2-6.2

O = Open category:
Wall mounted, cubic coverage as category W

Ceiling devices

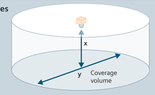

Category C – ceiling mounting

White LED		Red LED	
High:	O-4-15	High:	C-3-12
Mid:	C-3-12	Mid:	C-3-10
Low:	O-2.5-6.5	Low:	O-2.5-6.5

O = Open category:
Ceiling mounted, cylindrical coverage as category C

Robust or sensitive? The solution often lies somewhere in between.

High Suppression (PS8)

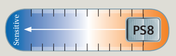

Application area
For operating conditions susceptible to heavy optical deceptive phenomena. Examples include dance floors in discotheques (deceptive phenomena: dry ice) or churches during special services (deceptive phenomena: frankincense).

Description
The signal from the smoke sensor will not create a fire alarm signal until a simultaneous increase in the thermal signal is also detected. In the event of dry ice, there is no temperature increase and the detector will not create an unwanted alarm. With a rise in temperature of only 8K (open fire), the optical sensors will be further analyzed and if the signal corresponds to a fire, an alarm will be triggered. The detector will also trigger an alarm as a rate-of-rise heat detector or if its static temperature limit is exceeded.

Expert advice
"High Suppression" has clear advantages over traditional concepts where smoke detection is turned off completely and replaced by thermal detection during events where dry ice is used. This parameter set allows much faster detection than switching to purely thermal detection. This enhances safety at critical times where visibility is reduced and large numbers of people are in attendance. Further options include the ability to switch between parameter sets so that a more sensitive detection mode can be used when no dry ice is likely. The detector complies with the norm EN 54-5 and in some jurisdictions heat detector spacing may be applicable.

Complies with the norm EN 54-5

Application examples
Multi-purpose halls, theater stages, churches, dance floors in discotheques

Suppression (PS5)

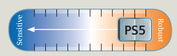

Application area
Difficult environments subject to heavy deceptive phenomena. Application examples include canteen kitchens or manufacturing areas with operational-related deceptive aerosols.

Description
Highly robust behavior, therefore very suitable for applications with deceptive phenomena such as steam, heavy cigarette smoke or exhaust gases. At the same time, the detector reacts with the ASA parameter set quickly and reliably in case of a real fire due to the dynamic influencing of the parameters.

Complies with the norm EN 54-5, EN 54-7

Application examples
Canteen kitchens, production areas with operational-related deceptive phenomena

Suppression CO (PS12)

Application area
Difficult environments subject to heavy deceptive phenomena. Application examples include manufacturing areas with operational-related aerosols. Additional separate CO toxic gas detection and environmental monitoring.

Description
Highly robust behavior, thus very suitable for applications with deceptive phenomena such as steam, cigarette smoke, etc. At the same time, the detector reacts with the ASA parameter set quickly and reliably in case of a real fire due to the dynamic influencing of the parameters. Sensitivity is also influenced by the CO concentration. Separate CO alarming and control for the detection of dangerous carbon monoxide build up. Separate signaling of environmental thermal thresholds.

Complies with the norm EN 54-5, EN 54-7

Application examples
Production areas with operational-related deceptive phenomena

High Compensation (PS7)

Application area
Applications with deposits resulting from excessive dust or dirt over a long-time period. Here, optical detectors usually reach their limit quickly, resulting in a reduced operational lifetime.

Description
This parameter set is identical to the "Robust" setting except that the drift compensation is extended. This parameter set is therefore especially suited for rooms in which a lot of dust and other deposits can be expected to build up over a period of time. The detector maintains the set detector sensitivity and resistance to deceptive phenomena. The detector reacts quickly and reliably in case of a real fire.

Complies with the norm EN 54-5, EN 54-7

Application examples
Paper mills, carpenter's workshops, textile production, recycling plants



Robust (PS2)

Application area
Difficult environmental conditions. Examples are event locations or underground garages with moderate deceptive phenomena and risks to individuals.

Description
Designed for robust behavior. This ASA parameter set is particularly suitable for applications with deceptive phenomena such as cigarette smoke, dust and exhaust gases. At the same time, the detector reacts very quickly and reliably in case of a real fire. Compared to the "Suppression" parameter set, the "Robust" parameter set may be used to improve detection speed on higher ceilings while still retaining sufficient resistance to false alarms.

Complies with the norm EN 54-5, EN 54-7

Application examples
Event locations, conference rooms, smoking rooms, gastronomy, industry, production, underground garages

Balanced (PS4)

Application area
Standard applications. Rooms with moderate deceptive phenomena.

Description
For use in normal environments. This parameter set has a balanced response characteristic; sensitive in case of a fire but still tolerant of transient deceptive phenomena. Due to its distinct dynamic, the detector reacts quickly to open fires as well as smoldering fires. This ASA parameter set reacts robustly to deceptive phenomena such as cigarette smoke or small amounts of steam.

Additional information
This parameter set is often used when the system is set in unmanned mode (e.g. at night).

Complies with the norm EN 54-5, EN 54-7

Application examples
Offices, open-plan offices, hallways, hotel rooms, out of hours use in harsh environment areas

Balanced CO (PS10)

Application area
Rooms where an increased CO concentration in the event of a fire is possible. Moderate deceptive phenomena.

Description
Using the three criteria: smoke, heat and CO the device is more sensitive to fires creating CO than the parameter set "Balanced" without the CO signal. The device is robust with deceptive phenomena such as cigarette smoke or a small amount of steam. This parameter also offers early alarming in the event of fires generating a large amount of CO, e.g. mattress fires.

Complies with the norm EN 54-5, EN 54-7

Application examples
Same as for "Balanced", but with increased sensitivity to smoldering fires creating CO gas

Fast Response (PS6)

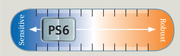

Application area
Rooms in which sensitive and quick detection is essential such as rooms with high ceilings, warehouses with flammable material (increased risk of fire) and application areas where the detectors trigger an extinguishing system.

Description
This parameter set reacts in a fast and highly sensitive manner. It is thus especially suited for rooms without deceptive phenomena, where the priority is on detecting fires as early as possible.

Expert advice
The high thermal influence from open fires transports the dark smoke particles that are typical for this kind of fire quickly to the ceiling. Due to the backward scattering and the "Fast Response" setting, the detector is sensitive. This makes the detector a perfect replacement in situations where ionization detectors would normally have been considered optimal.

Complies with the norm EN 54-5, EN 54-7

Application examples
High-ceilinged rooms, storage rooms/warehouses with flammable material, IT rooms and control of extinguishing systems

High Sensitive Fast (PS9)

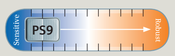

Application area
Rooms in which an especially high sensitivity to smoldering and open fires is required. Examples include museums with high ceilings, clean production halls or applications where adequate life protection can only be ensured by the fastest possible detection. Due to special thermal algorithms, usage at low temperatures is also possible.

Description
This parameter set allows for fast and highly sensitive detection for both open and smoldering fires. It is therefore intended for use in clean environments with no deceptive phenomena.

Complies with the norm EN 54-5, EN 54-7

Application examples
Hospital rooms, museums, operating rooms, cold storage, high-ceilinged rooms, when highly sensitive detection is of great importance

Super Sensitive (PS11)

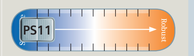

Application area
Applications in clean environments like data centers or clean rooms, where the fastest and most sensitive detection of smoldering and open fires is required to ensure business continuity.

Description
This parameter set allows for the fastest possible and highly sensitive detection for both open and smoldering fires. It is therefore intended for use in clean environments with no deceptive phenomena.

Complies with the norm EN 54-5, EN 54-7

Application examples
Clean rooms, data centers, museums, hospital rooms, operating rooms, cold storage, high-ceilinged rooms, when highly sensitive detection is of great importance

Specifications are subject to change without notice.

Published by
Siemens Switzerland Ltd 2018
Building Technologies Division
International Headquarters
Theilerstrasse 1a
6300 Zug
Switzerland
Tel +41 58 724 24 24

Article no. BT_0148_EN (Status 10/2018)

Subject to changes and errors. The information given in this document only contains general descriptions and/or performance features which may not always specifically reflect those described, or which may undergo modification in the course of further development of the products. The requested performance features are binding only when they are expressly agreed upon in the concluded contract.

© Siemens Switzerland Ltd, 2018

When building technology creates perfect places – that's Ingenuity for life.

Never too cold. Never too warm.
Always safe. Always secure.

With our knowledge and technology, our products, our solutions and our services, we turn places into perfect places.

We create perfect places for their users' needs – for every stage of life.

#CreatingPerfectPlaces
siemens.com/perfect-places

Cerberus PRO Planning Tool

C-NET devices

SIEMENS

Cerberus PRO fire control panels

Fire control panel FC723
Fire control panel FC724
Fire control panel FC722
Fire control panel FC726

Cluster (C-WEB/SAFEDLINK)

Fire control panel FC722

Shared properties FT2010 and FT2011:
- Backlit display with plain text (6 lines of 40 characters each)
- Power supply and communication (individual addressed) via C-NET, additional DC 24 V feed possible
- 282x207x79 mm (WxHxD)
- Max. 8 FT2010/FT2011 per FC721/FC722
- Max. 16 FT2010/FT2011 per FC724
- Max. 50 FT2010/FT2011 per FC726

Floor repeater terminal FT2010-A1
Order no.: A5Q00014104

Floor repeater display FT2011-A1
Order no.: A5Q00017706

Flat rear FHA2013-A1
Reduction of housing depth to 46 mm with FT2010/2011, when a flat installation is required with flush-mounted cabling.
Order no.: A5Q00016552

Mimic display driver FT2001-A1
Order no.: A5Q00014417

LED flat cable 24 LEDs F50F410
Order no.: BPZ:5291410001

Line separator FDCL221
Only required to separate 2 adjacent stubs
Order no.: A5Q00004011

Multi-line separator module FDCL221-M
The multi-line separator has altogether nine integrated line separators with one individual addressing each and one LED indicator per separator. It can be connected to two separate C-NET loops.
Order no.: S54312-F6-A1

Up to 9 stubs

Extinguishing panel standard XC1001-A
The XC10 combined extinguishing and detection panel can be fully integrated into all Cerberus PRO systems via the FDCIO222 as an independent unit. All relevant incidents are forwarded to the connected control panels. The extinguishing control unit XC10 and the connected extinguishing valves must have a separate power supply. For XC10 variants please see separate XC10 Planning Tool.
Order no.: S54390-C1-A1

Alarm indicator (addressable) FDCAI221
Order no.: S54370-F10-A1

C-NET

The C-NET is a modern, multi-purpose bus system. It allows rapid, fail-safe communication between the Cerberus PRO bus elements and the fire control panel.

Characteristics:
- Use of all cable types (shielded or unshielded)
- Integration of star-shaped cable networks without modifications to cable network
- Acoustic and visual signaling on the loop
- Up to 40 T-taps
- Up to 252 bus elements on one loop
- Cable lengths up to 3.3 km with up to 252 bus elements
- 2-wire loop
- Power supply to all bus elements via the C-NET (except transponder FDCI723, FDCIO223, LaserFOCUS, extinguishing control unit XC10, ASD FDA221, FDA241)
- Integrated turbo isolator in every loop participant

Detailed planning information

Detailed information for planning of the system are available in the planning document, Doc. ID A6V10210362.

Legend for the designation of fire detectors:

Backbone (C-WEB/LAN)	Network for connecting clusters
Cluster (C-WEB/SAFEDLINK)	Network for connecting panels
C-NET	Network for connecting Cerberus PRO addressable devices
C-NET-Ex	Network for connecting Cerberus PRO addressable Ex devices

Cerberus PRO fire detectors

Sounder base DBS720
Sound level: 88 dBA/1 m
Order no.: S54319-F5-A1

Detector base DB721
Order no.: S54319-F11-A1

Detector base DB722
Order no.: S54319-F19-A1

ASA neural fire detector OOH740
Two optical sensors, two heat sensors, eight parameter sets
Order no.: S54320-F7-A3

ASA neural fire and CO detector OOHC740
Two optical sensors, two heat sensors, one carbon monoxide sensor, ten parameter sets
Order no.: S54320-F8-A3

Multi-sensor fire detector OH720
Combined optical and thermal sensors, two parameter sets
Order no.: S54310-F2-A1

Smoke detector OP720
Two parameter sets
Order no.: S54310-F1-A1

Heat detector HI722 (max)
One parameter set (static)
Order no.: S54310-F3-A1

Heat detector HI720 (max + RoR)
Two parameter sets (rate-of-rise and static)
Order no.: S54310-F4-A1

Alarm indicator FDAI92
Order no.: S54370-F3-A1
Additional frame AI330
Order no.: BPZ:3169430001

Alarm indicator FDAI91
Order no.: S54370-F9-A1

Alarm indicator FDAI93
Order no.: S54370-F5-A1

Detector base accessories

Detector base seal RS720
Order no.: S54319-F8-A1

Designation plate FDBZ291
Order no.: A5Q00002621

Detector locking device LP720
Order no.: S54319-F9-A1

Base attachment BA720
Order no.: S54319-F20-A1

Base attachment wet BA721
Order no.: S54319-F29-A1

Detector heating FDBH291
Order no.: A5Q00004439

Protection cage DBZ1194
Order no.: BPZ:4677110001

Test equipment

Adapter FDUD491
Order no.: S54319-F18-A1

Detector exchanger DX791
Order no.: S54319-F6-A1

Detector tester for smoke detectors RE6
Order no.: BPZ:3680300001

Testifire 1001-045 ST test kit RE8ST
Order no.: S54370-S23-A1

Testifire 2001-045 STCO test kit RE8STCO
Order no.: S54370-S24-A1

Detector tester for heat detectors RE7T
Order no.: S54370-S3-A1

Detector tester for linear smoke detectors RE10
Order no.: BPZ:3685190001

Test lamp for flame detectors 'Ex' StabexHF
Order no.: BPZ:4620910001

Test lamp for flame detectors LE3
Order no.: BPZ:3669510001

Line tester FDUL221
Order no.: A5Q00004397

Telescope rod FDMU291
Order no.: A5Q00004996

Scorpion controller SCORP 8000
Order no.: S54333-C91-A1

Scorpion ASD head unit SCORP 2001
Order no.: S54333-S90-A1

Alarm equipment for audible and visible alarming

Base (wall mounting) FDB226-R
Order no.: S54364-B1-A1
Base (wall mounting) FDB226-W
Order no.: S54364-B2-A1

Base deep (wall mounting, IP65) FDB227-R
Order no.: S54364-B3-A1
Base deep (wall mounting, IP65) FDB227-W
Order no.: S54364-B4-A1

Base (ceiling mounting) FDB228
Order no.: S54364-B5-A1

Base deep (ceiling mounting) FDB229
Order no.: S54364-B6-A1

Sounder base DBS720
Sound level: 88 dBA/1 m
Order no.: S54319-F5-A1

Sounder FDS224-R
Housing red
Order no.: S54364-F1-A1
Sounder FDS224-W
Housing white
Order no.: S54364-F2-A1

Voice sounder FDS225-R
Housing red
Order no.: S54364-F3-A1
Voice sounder FDS225-W
Housing white
Order no.: S54364-F4-A1

Sounder beacon FDS226-RR
Housing red / LED red
O-2.6.2 / W-2.4-7.5 / W-2.8-8.8
Order no.: S54364-F5-A1
Sounder beacon FDS226-RW
Housing red / LED white
O-2.6.2 / W-2.4-7.5 / W-3.2-10
Order no.: S54364-F6-A1
Sounder beacon FDS226-WR
Housing white / LED red
O-2.6.2 / W-2.4-7.5 / W-2.8-8.8
Order no.: S54364-F7-A1
Sounder beacon FDS226-WW
Housing white / LED white
O-2.6.2 / W-2.4-7.5 / W-3.2-10
Order no.: S54364-F8-A1

Standard voice messages
Voice sounder beacon FDS227-RR
Housing red / LED red
O-2.6.2 / W-2.4-7.5 / W-2.8-8.8
Order no.: S54364-F9-A1
Voice sounder beacon FDS227-RW
Housing red / LED white
O-2.6.2 / W-2.4-7.5 / W-3.2-10
Order no.: S54364-F10-A1
Voice sounder beacon FDS227-WR
Housing white / LED red
O-2.6.2 / W-2.4-7.5 / W-2.8-8.8
Order no.: S54364-F11-A1
Voice sounder beacon FDS227-WW
Housing white / LED white
O-2.6.2 / W-2.4-7.5 / W-3.2-10
Order no.: S54364-F12-A1

Customized voice messages
Voice sounder beacon FDS227-RR-C
Housing red / LED red
O-2.6.2 / W-2.4-7.5 / W-2.8-8.8
Order no.: S54364-F9-A2
Voice sounder beacon FDS227-RW-C
Housing red / LED white
O-2.6.2 / W-2.4-7.5 / W-3.2-10
Order no.: S54364-F10-A2
Voice sounder beacon FDS227-WR-C
Housing white / LED red
O-2.6.2 / W-2.4-7.5 / W-2.8-8.8
Order no.: S54364-F11-A2
Voice sounder beacon FDS227-WW-C
Housing white / LED white
O-2.6.2 / W-2.4-7.5 / W-3.2-10
Order no.: S54364-F12-A2

Sounder beacon base FDSB226-WR
LED red
O-2.5-6.5 / C-3-10 / C-3-12
Order no.: S54364-F13-A1
Sounder beacon base FDSB226-WW
LED white
O-2.5-6.5 / C-3-12 / O-4-15
Order no.: S54364-F14-A1

Standard voice messages
Voice sounder beacon base FDSB227-WR
LED red
O-2.5-6.5 / C-3-10 / C-3-12
Order no.: S54364-F15-A1
Voice sounder beacon base FDSB227-WW
LED white
O-2.5-6.5 / C-3-12 / O-4-15
Order no.: S54364-F16-A1

Customized Voice Messages
Voice sounder beacon base FDSB227-WR-C
LED red
O-2.5-6.5 / C-3-10 / C-3-12
Order no.: S54364-F15-A2
Voice sounder beacon base FDSB227-WW-C
LED white
O-2.5-6.5 / C-3-12 / O-4-15
Order no.: S54364-F16-A2

Shared characteristics
- Up to 13 different tones, incl. "evacuate" as specified in DIN 33404-3
- Different volume and sound for prealarm and main alarm
- Without additional power supply
- Integrated line separator

Conversion of voice message FDS5227
Service to convert custom audio message text
Order no.: L54364-Y1-A1

Mounting example

Base (ceiling mounting) FDB228
Sounder beacon base FDSB226-WR
With detector
Without detector
Detector base DB721
Fire detector
Blanking plate FDBZ298
Order no.: S54364-B8-A1

Flame detector base FDFB291
Order no.: A5Q00003310

Flame detector FDF241-9
- For inside and outside applications
- Three infrared sensors

Order no.: A5Q00003006

Linear smoke detector base FDLB291
Order no.: A5Q00003941

Linear smoke detector FDL241-9
Order no.: A5Q00002298

up to 100 m

Mounting bracket MV1
Order no.: BPZ:3950450001

Ball and socket joint MWV1
Order no.: BPZ:3674840001

Rain hood DFZ1190
Order no.: BPZ:5302660001

Rain hood (plastic) FDFZ241
Order no.: S54330-N4-A1

Short-distance filter 7 – 10 m DLF1191-AA
Order no.: BPZ:4933030001

Short-distance filter 5 – 8 m DLF1191-AB
Order no.: BPZ:4933160001

Detector heating DLH1191A
Order no.: BPZ:4787970001

Long-distance reflector DLR1191 (Prism)
For distances between 20 and 100 meters.
Order no.: BPZ:4787710001

Mid-distance reflector DLR1192
For distances between 30 and 65 meters.
Order no.: BPZ:4788490001

Short-distance reflector DLR1193
For distances between 10 and 30 meters.
Order no.: BPZ:4787840001

Conventional

Single action DMA1104D
Protection category: IP54
Order no.: A5Q00005925

Double action DMA1103D
Protection category: IP54
Order no.: A5Q00004470

DMA1192-AA
Order no.: BPZ:5222870001

Infrared flame detector unit collective "Ex" DF1101-Ex
Order no.: BPZ:5162220001

Multi-sensor detector OOH740-A9-Ex
Order no.: S54329-F8-A1

Base for infrared flame detectors DF119x DFB1190
Order no.: BPZ:5165360001

Safety barrier SB3
Order no.: BPZ:4837000001

Addressable

Ex zone

Alarm indicator FDAI92-Ex
Order no.: S54370-F4-A1

Detector base addressable FDB221
Order no.: A5Q00001664

Multi-sensor detector OOH740-A9-Ex
Order no.: S54329-F8-A1

Manual call point FDM223-Ex
Order no.: S54329-F5-A1

Alarm indicator FDAI93-Ex
Order no.: S54370-F6-A1

Detector base flat, addressable FDB222
Order no.: S54319-F1-A1

C-NET-Ex

Input/output module "transponder" FDCIO223
Order no.: S24218-B102-A1

Air sampling smoke detection kit FDB2290
Order no.: S54319-S32-A1

Detector base DB721
Order no.: S54319-F11-A1

ASA neural fire detector OOH740
Order no.: S54320-F7-A3

Aspirating smoke detectors
FDA221
Order no.: S54333-F15-A1
FDA241
Order no.: S54333-F17-A1

Accessories:
Communication interface FDCC221S

Power supply kit FP120-Z1

Output module (230 V) FCA1209-Z1
The output module is directly connected with the monitored output line and provides one potential-free contact. It is an output module for the control of ventilation, air conditioning, elevators, etc.
Order no.: S54400-B124-A1

Line adapter (Ex) FDCL221-Ex
Order no.: S54329-F4-A1

Input/output module FDCIO221
- 1 monitored input

Relay outputs:
- 1 output
- Relay output DC 30 V/2 A rated
- Can be configured as monitored, but a separate DC 24 V power supply is required

Order no.: S54312-F2-A1

Input module FDCI221
- 1 monitored input

Order no.: S54312-F1-A1

Input/output module FDCIO222
- 4 monitored inputs

Relay outputs:
- 4 potential-free working/rest contacts

Contact loading:
- AC 250 V/4 A
- DC 30 V/4 A

Order no.: A5Q00002369

4 isolated control inputs
4 isolated control outputs
Fire control

Fire damper with actuator

Input module FDCI222
- 4 monitored inputs

Order no.: A5Q00001984

4 isolated control inputs

Input/output module "transponder" FDCIO223
The module has two inputs/outputs and is used for
- connecting conventional detectors
- connecting detectors by means of safety barriers in explosion-protected areas
- controlling alarm devices (flashing lights, sirens)
- for monitored control (e.g. fire dampers)
- requires DC 24 V power supply unit

Order no.: S24218-B102-A1

2 inputs or 2 outputs

FP120-Z1 Power supply kit A (70 W)
The standalone power supply converts the mains voltage to system voltage and charges the batteries.
Order no.: S54400-S122-A1

Housing FDCH221
IP65
Order no.: S54312-F3-A1

Conventional line

Conventional detectors

Manual call points and accessories

Manual call point FDM221
Standard, available in different colors.

Manual call point FDM225
Resettable, available in red and can be used for flush mounting.

Manual call point FDM226
Resettable and IP66, available in red.

Manual call point FDM231-RP
Standard, available in red.

Manual call point FDM224
IP44 or IP64, with direct operation available in different colors.

Manual call point FDM223
IP44 or IP64, with indirect alarm actuation, available in different colors.

Manual call point FDM224H
Heavy Duty, IP44 or IP64, with direct alarm actuation.

Manual call point FDM223H
Heavy Duty, IP44 or IP64, with indirect alarm actuation.

Manual call point FDM243H
Heavy Duty, IP66, with direct alarm actuation.

Manual call point with resettable plastic element FDM225-RP
Order no.: A5Q00012020

Manual call point with resettable plastic element incl. back box FDM226-RP
Order no.: A5Q00013436

Manual call point complete FDM231-RP
Order no.: S54311-F11-A1

Manual call point complete
Order no.: S54311-F8-A1

Electronic switching unit FDME221
Order no.: A5Q00002451

Housings:
Housing red with key FDMH291-R
Order no.: A5Q00002217
Housing yellow with key FDMH291-Y
Order no.: A5Q00004979
Housing green with key FDMH291-G
Order no.: A5Q00004981
Housing blue with key FDMH291-B
Order no.: A5Q00004980

Accessories:
Protective cover FDMC291
Order no.: A5Q00001644

Manual call point with glass plate FDM225-RG
Order no.: A5Q00013434

Manual call point with glass plate incl. back box FDM226-RG
Order no.: A5Q00013435

Electronic switching unit incl. key FDMK231 FDME231
Order no.: S54311-B14-A1

Accessories:
Back box FDMH295-R
Order no.: A5Q00013437
Back box with holes and grommet FDMH295-S
Order no.: A5Q00013438
Protective cover FDMC295
Order no.: A5Q00013440

Accessories:
Back box red FDMH231-S-R
Order no.: S54311-B12-A1
Screwed cable gland M20 x 1.5
Order no.: A5Q00004478
Back nut M20
Order no.: A5Q00004479

Electronic switching unit FDME224
Order no.: A5Q00009392

Housings with glass and key (FDM224 and FDM223):
Housing red FDMH293-R
Housing yellow FDMH293-Y
Housing green FDMH293-G
Housing blue FDMH293-B
Housing orange FDMH293-O
Housing red FDMH297-R

Accessories (for FDM224 and FDM223):
Protection seal DMZ1197-AD
Protective cover DMZ1197-AC
Locking plug M20 (1 hole)

Electronic switching unit FDME223
Order no.: A5Q00003087

Order no.: A5Q00004023
Order no.: A5Q00004908
Order no.: A5Q00004911
Order no.: A5Q00004909
Order no.: S54311-F2-A1
Order no.: S54311-B7-A1

Order no.: BPZ:5470680001
Order no.: BPZ:5223550001
Order no.: A5Q00006735

Electronic switching unit FDME224
Order no.: A5Q00009392

Housing:
Housing red FDMH292-R
Order no.: A5Q00005525

Accessories:
Protection seal DMZ1197-AD
Order no.: BPZ:5470680001
Protective cover DMZ1197-AC
Order no.: BPZ:5223550001
Screwed cable gland M20 x 1.5
Order no.: A5Q00004478

Electronic switching unit FDME223
Order no.: A5Q00003087

Housing:
Housing red FDMH292-R
Order no.: A5Q00005525

Accessories:
Protection seal DMZ1197-AD
Order no.: BPZ:5470680001
Protective cover DMZ1197-AC
Order no.: BPZ:5223550001
Screwed cable gland M20 x 1.5
Order no.: A5Q00004478

SWING radio fire detection

Radio gateway FDCW241
The radio gateway FDCW241 enables to bidirectionally connect up to 30 battery-powered SWING radio devices.
Order no.: S54370-F11-A1

Base FDB271
Order no.: S54319-F12-A1

Neural radio fire detector FDOOT271
Order no.: S54313-F1-A1

SWING devices are communicating via multi-band (433/868 MHz) multi-hop mesh technology

Radio manual call point FDM273

Housing red, with glass and key FDMH273-R
Order no.: S54323-B109-A1

Switching unit with indirect alarm actuation FDME273
Order no.: S54323-B108-A1

Protective cover DMZ1197-AC
Order no.: BPZ:5223550001

Radio manual call point FDM275
Order no.: S54323-F105-A1

Battery BAT3.6-10
Order no.: S54370-Z11-A1

© Siemens 2018