

Cerberus™ PRO / Kollektiv

## Multi-sensor fire detector (Ex)

OOH740-A9-Ex



### ASAt<sup>SM</sup>technology™, for areas at risk of explosion

- Signal processing with ASAt<sup>SM</sup>technology
- Multiple protocol detector (collective/C-NET-Ex)
- Event-controlled detection behavior
- Early and reliable detection when fires occur
- Highly developed immunity to deceptive phenomena
- Redundant sensor system
- Suitable for wind speeds of 1...20 m/s
- Prepared for future requirements thanks to its programmability
- Communication via C-NET-Ex (addressed individually)
- Address automatically issued during commissioning

### Features

- Resistant to environment and interfering influences such as dust, fibers, insects, moisture, extreme temperatures, electromagnetic interference, corrosive vapors, vibration, artificial aerosols, and atypical fire phenomena
- Shock resistant, protection against sabotage
- Signal processing with **ASA**technology (Advanced Signal Analysis)
- Time and process-dependent detection behavior
- High degree of immunity to faults in power electronics
- Protected electronics, high-quality components
- Sophisticated sensors and electronic monitoring
- Redundant, high-quality sensor system
- Integrated alarm indicator (AI), 360° visibility

### Eco-friendly

- Environmentally friendly processing
- Reusable materials
- Electronic parts and synthetic materials can be easily separated

## Functions

- Functions according to the scattered light principle with two sensors, optical forward and backward scattering
- Opto-electronic measuring chamber which obstructs disruptive extraneous light but provides excellent detection of both light and dark smoke particles
- Two additional heat sensors increase the fire detector's immunity to deceptive phenomena
- Can be set as a multi-sensor smoke detector, smoke detector, or heat detector by the software
- Selectable detection behavior thanks to application-specific ASA parameter sets
- Multi-protocol: Collective / GMT (Cerberus / Siemens), SynoLINE300 C-NET-Ex



---

Observe national guidelines and regulations.

---

- Fields of application:
  - For early detection of flaming fires of solid and liquid substances as well as of smoldering fires
  - For early and reliable fire detection in an environment with deceptive phenomena
  - Can be used either addressed or collectively

### Efficiency on-site

- Exchange the detector with detector exchanger FDUD291 without resetting the parameters
- Exchange the detector with detector exchanger FDUD291 without a ladder at heights up to 8 m

## Type Overview

Type	Designation	Order number	Weight [kg]
OOH740-A9-Ex	Multi-sensor fire detector (Ex)	S54329-F8-A1	0.106

### Accessories for OOH740-A9-Ex

Type	Designation	Order number	Weight [kg]
DBZ1190-AB	Connection terminal	BPZ:4942340001	0.001
FDB201	Detector base collective	A5Q00003814	0.026
FDB202	Flat, collective detector base	S54319-F3-A1	0.025
FDB221	Detector base, addressable	A5Q00001664	0.027
FDB222	Flat, addressable detector base	S54319-F1-A1	0.026
FDB291	Base attachment	A5Q00001603	0.035
FDB295	Base attachment wet	S54319-F21-A1	0.286
FDBZ293	Detector locking device	A5Q00005035	0.001
FDBZ295	Sealing element	S54319-F10-A1	0.062
FDCL221-Ex	Line adapter (Ex)	S54329-F4-A1	0.240
FDZ291	Detector dust cap	A5Q00004814	0.003
–	Metal cable gland M20 x 1.5	A5Q00004478	0.036

## Product documentation

Document ID	Name
001204	Principles, applications, installation, maintenance Fire alarm signal in areas at risk of explosion
001227	Installation instructions Shunt Zener Diode SB2, SB3
A6V10229261	List of compatibility (for 'Cerberus™ PRO' product line)
A6V10324618	Planning, Mounting/Installation, Commissioning, Maintenance of fire detection installations with addressed detector lines in potentially explosive atmospheres
A6V10349349	Data sheet Line adapter (Ex) FDCL221-Ex
A6V10367521	Technical Manual Automatic fire detector OOH740-A9-Ex

Related documents such as the environmental declarations, declarations of conformity, etc., can be downloaded from the following Internet address:

[www.siemens.com/bt/download](http://www.siemens.com/bt/download)

## Mounting

Easy mounting:

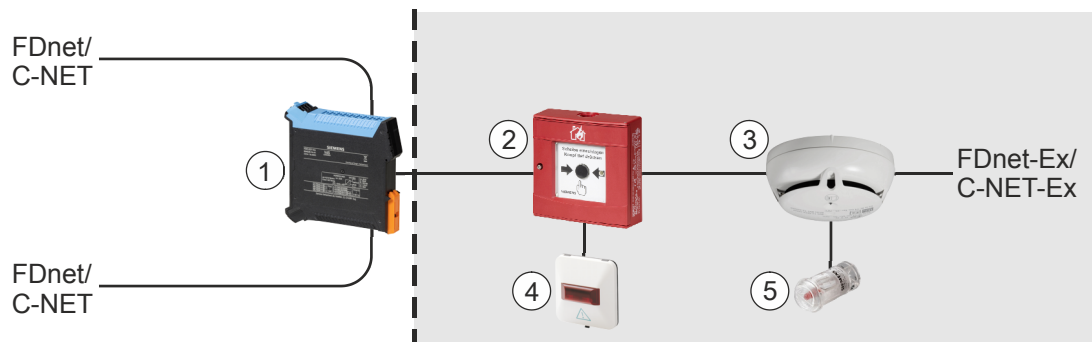
- Base with stilts for surface-mounted and recess-mounted supply lines
- Flat base for flush mounting, only for recess-mounted supply lines
- Extra-long mounting slits allow existing drill holes from other systems to be reused
- A large opening in the detector base makes it easy to feed the cables through
- The detector can be screwed into the base easily either manually or using a detector exchanger
- The OOH740-A9-Ex fire detector is designed in ignition protection category 'intrinsic safety' Ex i Standards IEC 60079-0 and IEC 60079-11 provide a basis

## Installation

Specific national requirements always apply when creating installations in areas at risk of explosion.

### Addressed operation

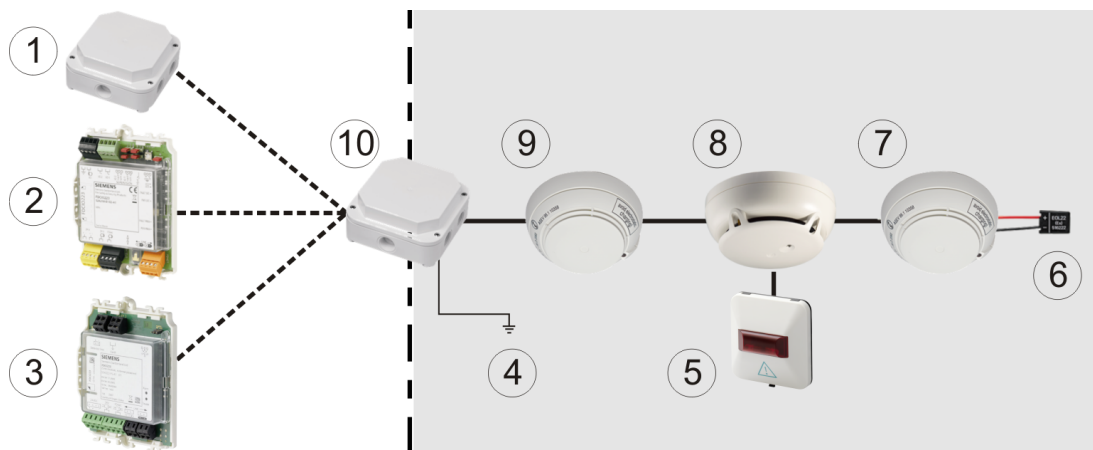
The safety barrier FDCL221-Ex ensures electrical isolation of the potentially explosive areas and the areas not at risk.



- |   |   |   |                             |
|---|---|---|-----------------------------|
| 1 | Line adapter (Ex) FDCL221-Ex            | 2 | Manual call point FDM223-Ex |
| 3 | Multi-sensor fire detector OOH740-A9-Ex | 4 | Alarm indicator FDAI92-Ex   |
| 5 | Alarm indicator FDAI93-Ex               |   |                             |


### Collective Ex installation

The input/output module DC1192/FDCIO223 with downstream safety barrier SB3 ensures electrical isolation of the potentially explosive areas and areas not at risk.



- |   |                                       |    |  |
|---|---------------------------------------|----|--|
| 1 | Input/output module DC1192            | 2  | Transponder FDCIO223                       |
| 3 | Zone module FDCI723                   | 4  | Equipotential bonding ground               |
| 5 | Alarm indicator FDAI92-Ex / FDAI93-Ex | 6  | End-of-line EOL22(Ex) in the last detector |
| 7 | Heat detector DT1101A/02A-Ex          | 8  | Multi-sensor fire detector OOH740-A9-Ex    |
| 9 | Smoke detector DO1101A-Ex             | 10 | Safety barrier SB3                         |

### Disposal

	<p>The device is considered an electronic device for disposal in accordance with European Directive and may not be disposed of as domestic waste.</p> <ul style="list-style-type: none"> <li>• Use only designated channels for disposing the devices.</li> <li>• Comply with all local and currently applicable laws and regulations.</li> </ul>
---	---

## Technical data

	<b>OOH740-A9-Ex</b>
Operating current (quiescent)	200...280 $\mu$ A
Operating temperature	-25...+70 °C
Storage temperature	-30...+75 °C
Air humidity	$\leq$ 95 % rel. (short-term moisture condensation permitted)
Communication protocol	C-NET-Ex or collective Ex
Color	~RAL 9010 pure white
Protection category (IEC/EN 60529) • With sealing kit FBZ295	IP43 IP44
Ex classification IECEX	Ex ia IIC T4 Ga, Ta = -35...70 °C
Directive 2014/34/EU: (ATEX directive)	II 1 G Ex ia IIC T4 Ga, Ta = -35...70 °C
Standards	EN 54-5, EN 54-7, EN 54-29
Standards for explosion-hazard areas	IEC 60079-0, IEC 60079-11
Ex approvals • EU-type examination certificate • IECEX	BVS 12 ATEX E 087 X BVS 12.0076X
Approvals • VdS • DNV GL (marine)	G214047 45 246 - 16 HH
System compatibility • C-NET • Collective	FS720 FC10 / XC10 / FC330A / FC700A

<b>Ex-related connection data, intrinsically safe</b>	$U_i$	28 V
	$I_i$	100 mA
	$P_i$	700 mW
	$L_i$	Negligible
	$C_i$	0,2 nF
<b>Line to external alarm indicator</b>	$U_o$	14.2 V
	$I_o$	480 mA
	$P_o$	195 mW
	$L_o$	100 $\mu$ H
	$C_o$	38 nF
Only for connecting passive, external alarm indicators with negligibly low inductance and capacitance levels.		

Symbol	Meaning
$C_o$	Maximum external capacitance
$C_i$	Maximum internal capacitance
$I_o$	Maximum output current
$I_i$	Maximum input current
$L_o$	Maximum external inductance

Symbol	Meaning
$L_i$	Maximum internal inductance
$P_o$	Maximum output power
$P_i$	Maximum input power
$U_o$	Maximum output voltage
$U_i$	Maximum input voltage

## Dimensional drawings

OOH740-A9-Ex	
up to $\varnothing 6$ mm possible for surface-mounted cable entry with base FDB221, FDB201, or FDB202	with base FDB222 for flush mounting, only for recess-mounted cable entry
<p>Technical drawing of the OOH740-A9-Ex device showing dimensions: diameter <math>\varnothing 100</math> mm, height 45.7 mm, and total height 54.6 mm.</p>	<p>Technical drawing of the OOH740-A9-Ex device with base FDB222 showing dimensions: diameter <math>\varnothing 100</math> mm, height 45.7 mm, and total height 50 mm.</p>

Issued by  
Siemens Switzerland Ltd  
Smart Infrastructure  
Global Headquarters  
Theilerstrasse 1a  
CH-6300 Zug  
+41 58 724 2424  
[www.siemens.com/buildingtechnologies](http://www.siemens.com/buildingtechnologies)

© Siemens 2015  
Technical specifications and availability subject to change without notice.

---

Document ID    A6V10371417\_k\_en\_--  
Edition        2023-05-26